

Selector Guide

Q3/2023



CORPORATE OVERVIEW

Alpha and Omega Semiconductor Limited, or AOS, is a designer, developer, and global supplier of a broad range of power discretes, ICs, modules, and digital power solutions, including a wide portfolio of Power MOSFET, SiC, IGBT, IPM, TVS, Gate Drivers, Power IC, and Digital Power products. AOS has developed extensive intellectual property and technical knowledge that encompasses the latest advancements in the power semiconductor industry, which enables us to introduce innovative products to address the increasingly complex power requirements of advanced electronics. AOS differentiates itself by integrating its Discrete and IC semiconductor process technology, product design, and advanced packaging know-how to develop high-performance power management solutions. AOS' portfolio of products targets high-volume applications, including portable computers, flat-panel TVs, LED lighting, smartphones, battery packs, consumer and industrial motor controls, automotive electronics, and power supplies for TVs, computers, servers, and telecommunications equipment. For more information, please visit www.aosmd.com.



MARKET SEGMENTS

	Computing / Conventional	Computing / Advanced	Consumer	Communications	Industrial / Power Supplies
APPLICATIONS	<ul style="list-style-type: none"> ■ Notebooks ■ Netbooks ■ Desktops ■ NB Battery Packs ■ Game Consoles ■ Docking Stations ■ Computer Monitors 	<ul style="list-style-type: none"> ■ Servers ■ Data Storage Devices ■ Ultra Notebooks ■ Tablets ■ Graphic Cards 	<ul style="list-style-type: none"> ■ Quick Charger ■ TV DC-DC Conversion ■ LED Drivers ■ LED Backlighting ■ Home Appliances ■ Induction Heating 	<ul style="list-style-type: none"> ■ Mobile Phones ■ Networking ■ Battery Packs 	<ul style="list-style-type: none"> ■ Motor Controls ■ Power Supplies ■ Telecom Power ■ Lighting ■ Welding ■ PV Inverters
KEY FAMILIES / PLATFORMS	<ul style="list-style-type: none"> ■ Power ICs <ul style="list-style-type: none"> - DC-DC EZBuck™ - DrMOS/SPS - Smart Load Management - USB C Protection Switch - Type C PD - eFuse - Digital Multiphase Controller ■ Low and Medium Voltage MOSFETs <ul style="list-style-type: none"> - Gen5+ - XSFET™ Family - AlphaSGT2 - Load Switch ■ High Voltage Super Junction MOSFET <ul style="list-style-type: none"> - 600V αMOS5™ - 700V αMOS5™ ■ TVS <ul style="list-style-type: none"> - ESD Protection - Surge Protection 	<ul style="list-style-type: none"> ■ Power ICs <ul style="list-style-type: none"> - DC-DC EZBuck™ - DrMOS/SPS - Smart Load Management - USB C Protection Switch - Type C PD - eFuse - Digital Multiphase Controller ■ Low and Medium Voltage MOSFETs <ul style="list-style-type: none"> - Gen5+ - XSFET™ Family - AlphaSGT2 - AlphaDFN™ ■ Digital Power <ul style="list-style-type: none"> - Controller - SPS ■ TVS <ul style="list-style-type: none"> - ESD Protection - Surge Protection 	<ul style="list-style-type: none"> ■ Power ICs <ul style="list-style-type: none"> - DC-DC EZBuck™ - Active-Bridge Driver - Smart Load Management - USB C Protection Switch - eFuse ■ Low and Medium Voltage MOSFETs <ul style="list-style-type: none"> - Gen5+ - AlphaSGT2 ■ High Voltage Super Junction MOSFETs <ul style="list-style-type: none"> - 600V αMOS5™ - 700V αMOS5™ ■ IPMs <ul style="list-style-type: none"> - 600V IPM - 700V IPM ■ IGBTs <ul style="list-style-type: none"> - 650V IGBT/FRD - 1200V & 1350V IGBT/FRD ■ TVS <ul style="list-style-type: none"> - ESD Protection - Surge Protection 	<ul style="list-style-type: none"> ■ Power ICs <ul style="list-style-type: none"> - DC-DC EZBuck™ - DrMOS/SPS - Smart Load Management - USB C Protection Switch - eFuse - Half-Bridge Driver (Coil Driver) - Digital Multiphase Controller ■ Low and Medium Voltage MOSFETs <ul style="list-style-type: none"> - Gen5+ - XSFET™ Family - AlphaSGT2 - AlphaDFN™ ■ TVS <ul style="list-style-type: none"> - ESD Protection - Surge Protection 	<ul style="list-style-type: none"> ■ Power ICs <ul style="list-style-type: none"> - Active-Bridge Driver - Half-Bridge Driver (SMM) ■ Medium Voltage MOSFETs <ul style="list-style-type: none"> - AlphaSGT2 ■ High Voltage Super Junction MOSFETs <ul style="list-style-type: none"> - 600V αMOS5™ - 700V αMOS5™ ■ SiC <ul style="list-style-type: none"> - 650V αSiC - 1200V αSiC ■ IPMs <ul style="list-style-type: none"> - 600V IPM - 700V IPM ■ IGBTs <ul style="list-style-type: none"> - 650V IGBT/FRD ■ TVS <ul style="list-style-type: none"> - ESD Protection - Surge Protection





AOS SALES AND MANUFACTURING LOCATIONS

UNITED STATES

AOS Headquarters

475 Oakmead Parkway
Sunnyvale, CA 94085
Phone: +1 (408) 830-9742
Fax: +1 (408) 830-9749
Email: Inquiries@aosmd.com

AOS Manufacturing

Jireh Semiconductor
3131 NE Brookwood Pkwy
Hillsboro, OR 97124
Phone: +1 (503) 681-6307
Email: JirehSemiconductor@aosmd.com

EUROPE

Phone: +49 7941 9039988
Email: AOSEurope@aosmd.com

HONG KONG

Hong Kong AOS Sales Office

Room 701, Tesbury Center
28 Queen's Road East
Wanchai
Phone: +86 (755) 8351-7733
Email: AOSChina@aosmd.com

TAIWAN

Taipei City AOS Sales Office

9/F, No. 292 Yangguang Street
Neihu District
Taipei City 11491
Phone: +886 (2) 8751-5616
Fax: +886 (2) 2627-4762
Email: AOSTaiwan@aosmd.com

CHINA

Shenzhen AOS Sales Office

East 8/F, Matsunichi Building
#9996 Shennan Blvd.
Shenzhen 518057
Phone: +86 (755) 8351-7733
Fax: +86 (755) 835-15883
Email: AOSChina@aosmd.com

Shanghai AOS Sales Office

Room 1002-1005, Tower 1,
Kerry EverBright City
218 Tianmu West Road
Shanghai 200070
Phone: +86 (21) 6353-3218
Fax: +86 (21) 6353-9339
Email: AOSChina@aosmd.com

Suzhou AOS Sales Office

Room 05/06, Floor 23A
Buifing A, Urban Live Plaza
251 Pinglong Road
Gusu District, Suzhou 215026

Beijing AOS Sales Office

Room 406, Jintai Fudi Building,
No. 9 Yard, Anningzhuang West Road,
Haidian District, Beijing 100085
Phone: +86 (21) 6353-9339
Fax: +86 (186) 1126-3304
Email: Qsbi@aosmd.com

Chengdu AOS Sales Office

Phone: +86 (180) 1112-2993
Email: Zhongwu@aosmd.com

Qingdao AOS Sales Office

Room 3209, Tower 2,
Excellence Century Center
Longcheng Rd., Shibe District
Qingdao 266032
Phone: +86 (532) 5855-5163
Email: minhui.wang@sh.aosmd.com

JAPAN

AOS Tokyo Sales Office

5F, Yurakucho Building
1-10-1 Yurakucho
Chiyoda-ku
Tokyo 102-0083
Phone: +81 (3) 6826-1401
Email: AOSJapan@aosmd.com

SOUTH KOREA

AOS Seoul Sales Office

10th Floor, Bandi Building
Bongeunsa-ro 114
Gangnam-gu
Seoul 135-907
Phone: +82 (2) 557-8501
Fax: +82 (2) 557-8420
Email: AOSKorea@aosmd.com

ASEAN

Email: AOSasean@aosmd.com

To contact any of our sales partners worldwide,
please visit our website at:

www.aosmd.com/contact



DIVERSE CUSTOMER BASE

Telecom	Consumer		Computing	Industrial
	Black Goods	White Goods		
<ul style="list-style-type: none"> ▪ Artesyn ▪ BEL ▪ Delta ▪ Efore ▪ Emerson ▪ H3C ▪ Murata ▪ Nokia ▪ ZTE 	<ul style="list-style-type: none"> ▪ Changhong ▪ Hisense ▪ LG ▪ Panasonic ▪ Samsung ▪ Sony ▪ TCL 	<ul style="list-style-type: none"> ▪ Diehl ▪ GE ▪ Haier ▪ Hisense ▪ Microsteps ▪ Midea ▪ Miele ▪ Nidec ▪ Panasonic ▪ Robam ▪ Samsung ▪ Whirlpool 	<ul style="list-style-type: none"> ▪ Acer ▪ AMD ▪ Asus ▪ Dell ▪ Hewlett Packard ▪ Lenovo ▪ Microsoft ▪ Nvidia 	<ul style="list-style-type: none"> ▪ BYD ▪ Chicony ▪ Delta ▪ Emerson ▪ Lite-On ▪ Nidec ▪ Philips ▪ Stanley Black & Decker

AOS HAS BEEN CERTIFIED FOR THE FOLLOWING:

- IATF 16949 (Quality Management System for Automotive)
- ISO 9001 (Quality Management System)
- ISO 14001 (Environmental Management System)
- ISO 45001 (Occupational Health and Safety Management System)
- QC 080000 (Hazardous Substance Management System)
- Sony's Green Partner Program
- ISO 14064 (Greenhouse Gasses)

Copyright © 2023 Alpha and Omega Semiconductor. All rights reserved.

Alpha and Omega Semiconductor makes no representations or warranties with respect to the accuracy or completeness of the information provided herein and takes no liabilities for the consequences of use of such information or any product described herein. Alpha and Omega Semiconductor reserves the right to make changes to such information at any time without further notice. This document does not constitute the grant of any intellectual property rights or representation of non-infringement of any third party's intellectual property rights.

TABLE OF CONTENTS

Power ICs	
DC-DC Buck Regulators – Synchronous EZBuck™ Family.....	5
DC-DC Buck Regulators – Non Synchronous EZBuck™ Family.....	9
Smart Load Switches – EZPower™ Family	11
Active Bridge Drivers	11
DrMOS Power Modules.....	13
Type C Protection Switches – ECPower™ Family	15
Half-Bridge Driver (30-60V).....	17
Multiphase Controllers	17
eFuse	17
Transient Voltage Suppressors (TVS)	
High-Speed Interface ESD Protection	19
General Purpose ESD Protection	23
High Power TVS	25
AUTOMOTIVE	
Automotive Efficiency with AlphaSGT™ MOSFETs	39
Automotive xEV Safety with AlphaIGBT™	39
Automotive xEV Performance with αSiC MOSFETs	39
SILICON CARBIDE (SiC) MOSFETs & Diodes	
αSiC (AlphaSiC) MOSFETs	39
αSiC (AlphaSiC) Diodes.....	40
MOSFETs, IGBTs, IPMs AND Gate Drivers	
Low Voltage MOSFETs (12V to 30V)	
<i>By Package</i>	
AlphaDFN™ 0.97x0.97	42
AlphaDFN™ 1.2x1.2	42
AlphaDFN™ 1.5x1.5	42
AlphaDFN™ 1.7x1.7	42
AlphaDFN™ 1.79x1.18	42
AlphaDFN™ 1.84x1.96	42
AlphaDFN™ 1.90x1.30A.....	42
AlphaDFN™ 1.90x1.6	42
AlphaDFN™ 2.52x2.52	42
AlphaDFN™ 2.98x1.49	42
AlphaDFN™ 3x2.74	42
AlphaDFN™ 3.01x1.52	42
AlphaDFN™ 3.05x1.77	42
AlphaDFN™ 3.2x2.1	42
AlphaDFN™ 3.37x1.47	42
AlphaDFN™ 3.4x1.96	42
AlphaDFN™ 3.55x1.77	44
DFN 1.6x0.6.....	44
DFN 1.6x1.6.....	44
DFN 2x2.....	44
DFN 2x5.....	44
DFN 3x2.....	44
DFN 3x3.....	44
DFN 3.3x3.3.....	46
DFN 3.3x3.3 (XSPairFET™).....	46
DFN 4x3A.....	47
DFN 5x6.....	47
DFN 5x6 (PairFET™).....	49
DFN 5x6E (XSPairFET™).....	51
RigidCSP™.....	51
SC-70.....	51
SO-8.....	51
Ultra SO-8.....	55

SOT23.....	55
TO-251A.....	55
TO-252.....	55
TO-263.....	55
TSOP-6.....	55
TSSOP-8.....	57

Medium Voltage MOSFETs (40V to 400V)

By Package

DFN 2x2.....	59
DFN 3x3.....	59
DFN 3.3x3.3.....	59
DFN 5x6 (XSFET™).....	59
DFN 5x6.....	59
SO-8.....	61
Ultra SO-8.....	63
SOT223.....	63
SOT23-3.....	63
TO220.....	63
TO-220F.....	65
TO-247.....	65
TO-251A.....	68
TO-251B.....	68
TO-252.....	68
TO-262.....	69
TO-262F.....	69
TO-263.....	69
TOLLA.....	72
TSOP-6.....	72

α.MOS5™ High Voltage Super Junction MOSFETs

By Voltage

V _{DS} = 600V.....	74
V _{DS} = 700V.....	77

Intelligent Power Modules (IPMs)

By Package

IPM-3.....	79
IPM-5.....	79
IPM-7.....	82

Gate Drivers

By Package

SOP.....	81
----------	----

Insulated-Gate Bipolar Transistors (IGBTs) – Single

By Package

TO-220.....	81
-------------	----

Insulated-Gate Bipolar Transistors (IGBTs) – Co-Pack

By Package

TO-220F.....	83
TO-247.....	83
TO-252.....	83
TO-263.....	85
TO-3PF.....	85
TO-247.....	82

Insulated-Gate Bipolar Transistors (IGBTs) – Fast Recovery Diodes (FRD)

By Package

TO-3PF.....	85
-------------	----

Package Type	87
---------------------------	-----------

Products Not Recommended for New Designs

Page LEFT Blank Intentionally

α.MOS1 High Voltage MOSFETs

By Package

DFN 8x8	91
SOT-23A	91
TO-220	91
TO-220F	91
TO-247	91
TO-251	91
TO-251A	91
TO-252	93
TO-262	93
TO-262F	93
TO-263	93

Insulated-Gate Bipolar Transistors (IGBTs) – Single

By Package

TO-247	93
--------------	----

Insulated-Gate Bipolar Transistors (IGBTs) – Co-Pack

By Package

TO-220	95
TO-220F	95
TO-247	95
TO-252	95
TO-263	95

Intelligent Power Modules (IPMs)

By Package

IPM-5	95
-------------	----

POWER ICs

AOS provides best-in-class power management solutions combining Power Discrete and IC technologies. The portfolio of products includes EZBuck™ step-down DC/DC regulators, DrMOS Power Modules and Smart Power Stage (SPS), ECPower™ Type C protection switch, EZPower™ smart load switches, eFuse, Half-Bridge Driver, Active-Bridge Driver,

Client Computing Multiphase hybrid digital controller, and Digital Multiphase controller devices. AOS's approach is to provide high-power density solutions to reduce design complexity and development time.

DC-DC Buck Regulators – Synchronous EZBuck™ Family

Part Number	Description	PGOOD	Soft Start	Min V _{IN} (V)	Max V _{IN} (V)	Max I _{OUT} (A)	Min V _{OUT} (V)	Max V _{OUT} (V)	Operating Freq. (kHz)	Package
AOZ2140DI	3A Sync Buck Regulator with Output Load Switch	Yes	4ms	3.0	5.5	3.0	0.8	3.3	650	DFN 3x2
AOZ2150EQI-30	3A Sync Buck Regulator with 1MHz Switching Frequency	No	Adjustable	6.5	28	3.0	0.8	24.0	1000	QFN 3x3
AOZ2151EQI-30	4A Sync Buck Regulator with 1MHz Switching Frequency	No	Adjustable	6.5	28	4.0	0.8	24.0	1000	QFN 3x3
AOZ2151LQI-30	4A COT EZBuck Regulator	No	Adjustable	6.5	28	4.0	0.6	24.0	1000	QFN 3x3
AOZ2151PQI-03	4A Sync Buck Regulator with Selectable Light Load Mode	No	Adjustable	6.5	28	4.0	0.8	14.0	1000	QFN 3x3
AOZ2151PQI-05	4A Sync Buck Regulator with Selectable Light Load Mode	No	Adjustable	6.5	28	4.0	0.8	14.0	1000	QFN 3x3
AOZ2151PQI-10	4A Sync Buck Regulator with Auto Restart after Fault Protection	No	Adjustable	6.5	28	4.0	0.8	24.0	1000	QFN 3x3
AOZ2151QI-01	4A Sync Buck Regulator with Power Good Indicator	Yes	Adjustable	6.5	28	4.0	0.8	28.0	1000	QFN 3x3
AOZ2151TQI-19	4A COT EZBuck Regulator	Yes	Adjustable	6.5	28	4.0	4.0	7.5	1000	QFN 3x3
AOZ2152EQI-28	5A Sync Buck Regulator with Selectable Light Load Mode	No	Adjustable	6.5	28	5.0	0.8	24.0	1000	QFN 3x3
AOZ2152EQI-29	5A Sync Buck Regulator for Low Noise Application	No	Adjustable	6.5	28	5.0	0.8	24.0	1000	QFN 3x3
AOZ2152EQI-30	6A Sync Buck Regulator with Selectable Light Load Mode	No	Adjustable	6.5	28	6.0	0.8	24.0	1000	QFN 3x3
AOZ2152EQI-31	6A Sync Buck Regulator for Low Noise Application	No	Adjustable	6.5	28	6.0	0.8	24.0	1000	QFN 3x3
AOZ2152TQI-19	6A COT EZBuck Regulator (Auto-Restart)	Yes	Adjustable	6.5	28	6.0	4.5	7.5	1000	QFN 3x3
AOZ2153EQI-30	8A Sync Buck Regulator with Selectable Light Load Mode	No	Adjustable	6.5	28	8.0	0.8	24.0	1000	QFN 3x3
AOZ2153PQI-04	8A Sync Buck Regulator with Selectable Light Load Mode	No	Adjustable	6.5	28	8.0	0.8	14.0	1000	QFN 3x3
AOZ2231CQI-01	4A I ² C Controllable Sync Buck Regulator 0.6V ~ 1.791V Output Range	Yes	4ms	6.5	28	4.0	0.6	1.791	400	QFN 4x4
AOZ2231CQI-11	4A I ² C Controllable Sync Buck Regulator 0.9V ~ 1.191V Output Range	Yes	4ms	6.5	28	4.0	0.9	1.191	400	QFN 4x4
AOZ2231CQI-21	4A I ² C Controllable Sync Buck Regulator 0.7V ~ 0.926V Output Range	Yes	4ms	6.5	28	4.0	0.7	0.926	400	QFN 4x4
AOZ2231CQI-23	4A I ² C Controllable Sync Buck Regulator 0.7V ~ 0.926V Output Range	Yes	4ms	6.5	28	4.0	0.7	0.926	400	QFN 4x4
AOZ2232CQI-02	6A I ² C Controllable Sync Buck Regulator 0.6V ~ 1.791V Output Range	Yes	4ms	6.5	28	6.0	0.6	1.791	400	QFN 4x4
AOZ2233CQI-02	8A I ² C Controllable Sync Buck Regulator 0.6V ~ 1.791V Output Range	Yes	4ms	6.5	28	8.0	0.6	1.791	400	QFN 4x4
AOZ2233CQI-12	8A I ² C Controllable Sync Buck Regulator 0.9V ~ 1.191V Output Range	Yes	4ms	6.5	28	8.0	0.9	1.191	400	QFN 4x4
AOZ2233CQI-22	8A I ² C Controllable COT EZBuck Regulator 0.7V ~ 0.926V Output Range	Yes	4ms	6.5	28	8.0	0.7	0.926	400	QFN 4x4
AOZ2233CQI-24	8A I ² C Controllable COT EZBuck Regulator 0.7V ~ 0.926V Output Range	Yes	4ms	6.5	28	8.0	0.7	0.926	400	QFN 4x4
AOZ2234CQI-02	10A I ² C Controllable Sync Buck Regulator 0.6V ~ 1.791V Output Range	Yes	4ms	6.5	28	10.0	0.6	1.791	400	QFN 4x4
AOZ2235CQI-02	12A I ² C Controllable Sync Buck Regulator 0.6V ~ 1.791V Output Range	Yes	4ms	6.5	28	12.0	0.6	1.791	400	QFN 4x4
AOZ2236CQI-02	15A I ² C Controllable Sync Buck Regulator 0.6V ~ 1.791V Output Range	Yes	4ms	6.5	28	12.0	0.6	1.791	400	QFN 4x4
AOZ2238QI-01	10 Sync Buck Regulator with 2.7V Low Input Voltage	No	Adjustable	2.7	28	10.0	0.8	24.0	1000	QFN 4x4
AOZ2250BQI-22	3A Constant Current Sync Buck Regulator	No	Adjustable	6.5	28	3.0	5.0	20.0	200	QFN 4x4
AOZ2253EQI-30	8A Sync Buck Regulator with Selectable Light Load Mode	No	Adjustable	6.5	28	8.0	0.8	24.0	1000	QFN 4x4
AOZ2253TQI-11	8A COT EZBuck Regulator (Latch)	Yes	Adjustable	6.5	28	8.0	1.0	1.5	1000	QFN 4x4
AOZ2253TQI-20	8A COT EZBuck Regulator (Auto-Restart)	Yes	Adjustable	6.5	28	8.0	11.0	18.0	1000	QFN 4x4
AOZ2254EQI-30	10A COT EZBuck Regulator with Light Load Mode	No	Adjustable	6.5	28	10.0	0.8	24.0	1000	QFN 4x4
AOZ2254TQI-11	10A COT EZBuck Regulator (Latch)	Yes	Adjustable	6.5	28	10.0	1.0	1.5	1000	QFN 4x4
AOZ2254TQI-20	10A COT EZBuck Regulator (Auto-Restart)	Yes	Adjustable	6.5	28	10.0	11.0	18.0	1000	QFN 4x4
AOZ2255AQI-30	12A Sync Buck Regulator with 0.6V Low Output Voltage	No	External	6.5	28	12.0	0.6	24.0	1000	QFN 4x4
AOZ2255EQI-30	12A Sync Buck Regulator with Selectable Light Load Mode	No	Adjustable	6.5	28	8.0	0.8	24.0	1000	QFN 4x4
AOZ2255LQI-30	12A Sync Buck Regulator with 0.6V Low Output Voltage	Yes	Adjustable	6.5	28	12.0	0.6	24.0	1000	QFN 4x4
AOZ2255LQI-31	12A Sync Buck Regulator with 0.6V Low Output Voltage	Yes	Adjustable	6.5	28	12.0	0.6	24.0	1000	QFN 4x4
AOZ22557QI	New 15A Synchronous EZBuck Regulator	Yes	External	5.5	25	15.0	0.6	20.0	1000	QFN 4x4

DC-DC Buck Regulators – Synchronous EZBuck™ Family (Continued)

Part Number	Description	PGOOD	Soft Start	Min V _{IN} (V)	Max V _{IN} (V)	Max I _{OUT} (A)	Min V _{OUT} (V)	Max V _{OUT} (V)	Operating Freq. (kHz)	Package
AOZ1266AQI	6A EZBuck Regulator (Latch)	Yes	Adjustable	6.5	28.0	6.0	0.6	24.0	1000	QFN 4x4
AOZ1267AQI	8A EZBuck Regulator (Latch)	Yes	Adjustable	6.5	28.0	8.0	0.6	24.0	1000	QFN 4x4
AOZ1268AQI	10A EZBuck Regulator (Latch)	Yes	Adjustable	6.5	28.0	10.0	0.6	24.0	1000	QFN 4x4
AOZ1269AQI	12A EZBuck Regulator (Latch)	Yes	Adjustable	6.5	28.0	12.0	0.6	24.0	1000	QFN 4x4
AOZ1270AQI	15A EZBuck Regulator (Latch)	Yes	Adjustable	6.5	28.0	15.0	0.6	24.0	1000	QFN 4x4
AOZ2152LQI-30	6A COT EZBuck Regulator	No	Adjustable	6.5	28.0	6.0	0.6	24.0	1000	QFN 3x3
AOZ2153LQI-30	8A COT EZBuck Regulator	No	Adjustable	6.5	28.0	8.0	0.6	24.0	1000	QFN 3x3
AOZ2221QI	New 36V/4A Synchronous EZBuck Regulator	Yes	External	4.8	36.0	4.0	0.8	16.0	1000	QFN 4x4B
AOZ2223QI	36V/8A High-Voltage Synchronous Regulator	Yes	Adjustable	4.8	36.0	8.0	0.8	16.0	1000	QFN 4x4B
AOZ2253LQI-30	8A COT EZBuck Regulator	No	Adjustable	6.5	28.0	8.0	0.6	24.0	1000	QFN 4x4
AOZ2254LQI-30	10A COT EZBuck Regulator	No	Adjustable	6.5	28.0	10.0	0.6	24.0	1000	QFN 4x4
AOZ2260AQI-10	6A Sync Buck Regulator with Selectable Light Load Mode	Yes	Adjustable	4.0	28	6.0	0.8	24.0	1000	QFN 4x4
AOZ2260AQI-15	6A Sync Buck Regulator with Auto Restart after Fault Protection	Yes	Adjustable	4.0	28.0	6.0	0.8	24.0	1000	QFN 4x4
AOZ2260AQI-18	6A Sync Buck Regulator with Selectable Light Load Mode	Yes	Adjustable	4.0	28.0	6.0	0.8	24.0	1000	QFN 4x4
AOZ2260BQI-15	New 28V/6A Synchronous EZBuck Regulator	Yes	External	10.0	28.0	6.0	0.8	24.0	1000	QFN 4x4
AOZ2260BQI-20	New 28V/6A Synchronous EZBuck Regulator	Yes	External	10.0	28.0	6.0	0.8	24.0	1000	QFN 4x4
AOZ2260BQI-28	New 28V/6A Synchronous EZBuck Regulator	Yes	External	10.0	28.0	6.0	0.8	24.0	1000	QFN 4x4
AOZ2261AQI-10	8A Sync Buck Regulator with Selectable Light Load Mode	Yes	Adjustable	4.0	28.0	8.0	0.8	24.0	1000	QFN 4x4
AOZ2261AQI-15	8A Sync Buck Regulator with Auto Restart after Fault Protection	Yes	Adjustable	4.0	28.0	8.0	0.8	24.0	1000	QFN 4x4
AOZ2261AQI-18	8A Sync Buck Regulator with Selectable Light Load Mode	Yes	Adjustable	4.0	28.0	8.0	0.8	24.0	1000	QFN 4x4
AOZ2261BQI-15	New 28V/8A Synchronous EZBuck Regulator	Yes	External	10.0	28.0	8.0	0.8	24.0	1000	QFN 4x4
AOZ2261NQI-11	8A Sync Buck Regulator for nVidia Platform	Yes	Adjustable	2.7	28.0	8.0	0.6	24.0	1000	QFN 4x4
AOZ2261NQI-12	8A Sync EZBuck Regulator	Yes	Adjustable	2.0	28.0	8.0	0.6	24.0	1000	QFN 4x4
AOZ2262AQI-10	10A Sync Buck Regulator with Selectable Light Load Mode	Yes	Adjustable	4.0	28.0	10.0	0.8	24.0	1000	QFN 4x4
AOZ2262AQI-15	10A Sync Buck Regulator with Auto Restart after Fault Protection	Yes	Adjustable	4.0	28.0	10.0	0.8	24.0	1000	QFN 4x4
AOZ2262AQI-18	10A Sync Buck Regulator with Selectable Light Load Mode	Yes	Adjustable	4.0	28.0	10.0	0.8	24.0	1000	QFN 4x4
AOZ2262BQI-15	New 28V/10A Synchronous EZBuck Regulator	Yes	External	10.0	28.0	10.0	0.8	24.0	1000	QFN 4x4
AOZ2262NQI-11	10A Sync Buck Regulator for Nvidia Platform	Yes	External	2.7	28.0	8.0	0.8	24.0	1000	QFN 4x4
AOZ2262NQI-12	10A Sync Buck Regulator for Nvidia Platform	Yes	Adjustable	2.0	28.0	10.0	0.6	24.0	1000	QFN 4x4
AOZ2263AQI-10	12A Sync Buck Regulator with Selectable Light Load Mode	Yes	Adjustable	4.0	28.0	12.0	0.8	24.0	1000	QFN 4x4
AOZ2263AQI-15	12A Sync Buck Regulator with Auto Restart after Fault Protection	Yes	Adjustable	4.0	28.0	12.0	0.8	24.0	1000	QFN 4x4
AOZ2263AQI-18	12A Sync Buck Regulator with Selectable Light Load Mode	Yes	Adjustable	4.0	28.0	12.0	0.8	24.0	1000	QFN 4x4
AOZ2263BQI-15	New 28V/12A Synchronous EZBuck Regulator	Yes	External	10.0	28.0	12.0	0.8	24.0	1000	QFN 4x4
AOZ2263NQI-11	12A Sync Buck Regulator for Nvidia Platform	Yes	External	2.7	28.0	8.0	0.8	24.0	1000	QFN 4x4
AOZ2263NQI-12	12A Sync Buck Regulator for Nvidia Platform	Yes	Adjustable	2.0	28.0	12.0	0.6	24.0	1000	QFN 4x4
AOZ2263VQI-01	12A Sync Buck Regulator for Intel VCCIO	Yes	1.5	4.0	28.0	12.0	1.05	1.125	600	QFN 4x4
AOZ2263VQI-02	12A Sync Buck Regulator for Intel VCCIO	Yes	1.5	4.0	28.0	12.0	0.8	1.05	600	QFN 4x4
AOZ2264NQI-11	15A Sync Buck Regulator for nVidia Platform	Yes	Adjustable	2.7	24.0	15.0	0.6	20.0	1000	QFN 4x4
AOZ2264VQI	16A Sync Buck Regulator for Intel VCC-AUX	Yes	1.5ms	4.0	28.0	16.0	0.0	1.8	450	QFN 4x4
AOZ2264QI-11	15A Sync Buck Regulator with Selectable Light Load Mode	Yes	Adjustable	2.7	24.0	15.0	0.6	20.0	1000	QFN 4x4
AOZ2264QI-15	15A Sync Buck Regulator with Auto Restart after Fault Protection	Yes	Adjustable	2.7	24.0	15.0	0.6	20.0	1000	QFN 4x4
AOZ2264QI-18	15A Sync Buck Regulator with Selectable Light Load Mode	Yes	Adjustable	2.7	24.0	15.0	0.6	20.0	1000	QFN 4x4
AOZ2264QI-19	15A Sync Buck Regulator with Selectable Light Load Mode	Yes	Adjustable	2.7	24.0	15.0	0.6	20.0	1000	QFN 4x4
AOZ2264QI-20	15A Sync Buck Regulator with Selectable Light Load Mode	Yes	Adjustable	2.7	24.0	15.0	0.6	20.0	1000	QFN 4x4
AOZ22645QI	28V/16A VID Control Synchronous EZBuck Regulator	Yes	Internal - 1.5 ms	4.0	28.0	16.0	0.0	1.8	450	QFN 4x4
AOZ2264VQI	15A Sync Buck Regulator for Intel VCC-AUX	Yes	1.5ms	4.0	28.0	16.0	0.0	1.8	450	QFN 4x4
AOZ22701QI	New 4A I²C Controllable Sync EZBuck Regulator	Yes	4 ms	6.5	28.0	4.0	0.7	0.93	400	QFN 4x4
AOZ22722QI	New 8A I²C Controllable Sync EZBuck Regulator	Yes	4 ms	6.5	28.0	8.0	0.7	0.93	400	QFN 4x4

DC-DC Buck Regulators – Synchronous EZBuck™ Family (Continued)

Part Number	Description	PGOOD	Soft Start	Min V _{IN} (V)	Max V _{IN} (V)	Max I _{OUT} (A)	Min V _{OUT} (V)	Max V _{OUT} (V)	Operating Freq. (kHz)	Package
AOZ2295AQI-03	25V Input, 3.3V/12A Output Synchronous EZBuck Regulator	Yes	Adjustable	5.5	25.0	12.0	3.3	3.3	300-600	QFN 4x4
AOZ2338CQI-01	25A Sync Buck Regulator with Light Load Mode	Yes	4 ms	6.5	28.0	25.0	0.6	1.791	400	QFN 5x5
AOZ23645QI	28V/16A VID Control Synchronous EZBuck Regulator	Yes	Internal - 1.5ms	4.0	28.0	16.0	0.0	1.8	450	QFN 5x5A
AOZ23645RQI	New 28V/16A VID Control Synchronous EZBuck Regulator	Yes	Internal - 1.5ms	4.0	28.0	15.0	0.0	1.8	400	QFN 5x5A
AOZ23655QI	28V/18A VID Control Synchronous EZBuck Regulator	Yes	Internal - 1.5ms	4.0	28.0	18.0	0.0	1.8	600	QFN 5x5A
AOZ23655RQI	New 28V/18A VID Control Synchronous EZBuck Regulator	Yes	Internal - 1.5ms	4.0	28.0	18.0	0.0	1.8	400	QFN 5x5A
AOZ2366QI	20A Sync Buck Regulator with Selectable Light Load Mode	Yes	External	4.5	28.0	20.0	0.6	20.0	1000	QFN 5x5
AOZ2366QI-04	28V/22A Synchronous EZBuck Regulator	Yes	Adjustable	4.5	28.0	22.0	0.6	20.0	1000	QFN 5x5
AOZ2367QI-11	20A Sync Buck Regulator with Selectable Light Load Mode	Yes	Adjustable	4.5	24.0	20.0	0.6	20.0	1000	QFN 5x5
AOZ2368QI-11	25A Sync Buck Regulator with Selectable Light Load Mode	Yes	Adjustable	4.5	24.0	25.0	0.6	20.0	1000	QFN 5x5
AOZ2369QI-11	30A Sync Buck Regulator with Selectable Light Load Mode	Yes	Adjustable	4.5	24.0	30.0	0.6	20.0	1000	QFN 5x5
AOZ23695QI	28V/25A VID Control Synchronous EZBuck Regulator	Yes	Internal-1.5ms	4.0	28.0	25.0	0.0	1.8	600	QFN 5x5
AOZ2369QI-04	New 28V/22A Synchronous EZBuck Regulator	Yes	External	4.5	28.0	22.0	0.6	20.0	1000	QFN5x5
AOZ2387QI	New 25V/20A Synchronous EZBuck Regulator	Yes	External	5.5	25.0	20.0	0.6	20.0	1000	QFN5x5
AOZ2388QI	New 25V/25A Synchronous EZBuck Regulator	Yes	External	5.5	25.0	25.0	0.6	20.0	1000	QFN5x5
AOZ29303QI	30V/3A Step-Down Integrated DC-DC Power Module	No	External - Programmable	4.5	30.0	3.0	0.8	5.5	200-1000	QFN 9x6
AOZ6604PI	4A Sync Buck Regulator with Automatic Light Load Mode	No	External - Programmable	4.5	18.0	4.0	0.6	15.3	600	Exposed Pad SO-8
AOZ6605PI	5A Sync Buck Regulator with Automatic Light Load Mode	No	External - Programmable	4.5	18.0	5.0	0.6	15.3	650	Exposed Pad SO-8
AOZ6605PI-1	5A Sync Buck Regulator with Automatic Light Load Mode	No	External - Programmable	4.5	18.0	5.0	0.6	15.3	600	Exposed Pad SO-8
AOZ6606PI	5A Sync Buck with Automatic Light Load Mode	No	External - Programmable	4.5	18.0	5.0	0.6	15.3	600	Exposed Pad SO-8
AOZ6622DI	2A Sync Buck Regulator in DFN3x3	No	1.5ms	4.5	18.0	2.0	0.8	15.3	550	DFN 3x3
AOZ6623DI	3A Sync Buck Regulator in DFN3x3	No	1.5ms	4.5	18.0	3.0	0.8	15.3	550	DFN 3x3
AOZ6643DI	3A Sync Buck Regulator in DFN3x3	No	4 ms	4.5	18.0	3.0	0.8	15.3	500	DFN 3x3
AOZ6662DI	2A Sync Buck Regulator in DFN3x3	No	3.5ms	4.5	18.0	2.0	0.6	15.3	750	DFN 3x3
AOZ6662DI-01	2A Sync Buck Regulator with Output Adaptive Light Load Mode	No	3.5ms	4.5	18.0	2.0	0.6	15.3	750	DFN 3x3
AOZ6663DI	3A Sync Buck Regulator in DFN3x3	No	3.5ms	4.5	18.0	3.0	0.6	15.3	750	DFN 3x3
AOZ6663DI-01	3A Sync Buck Regulator with Output Adaptive Light Load Mode	No	3.5ms	4.5	18.0	3.0	0.6	15.3	750	DFN 3x3
AOZ6682CI	2A Sync Buck Regulator in SOT23	No	2.8ms	4.5	18.0	3.0	0.8	15.3	750	TSOT23
AOZ6683CI	3A Sync Buck Regulator in SOT23	No	2.8ms	4.5	18.0	3.0	0.8	15.3	750	TSOT23
AOZ6689CI	3A Sync Buck Regulator in SOT23	No	2.8ms	4.5	18.0	3.0	0.8	15.3	750	TSOT23
AOZ6762DI	2A Sync Buck Regulator with 1.25MHz Switching Frequency	No	3.5ms	4.5	18.0	2.0	0.6	15.3	1250	DFN 3x3
AOZ6763DI	3A Sync Buck Regulator with 1.25MHz Switching Frequency	No	3.5ms	4.5	18.0	2.0	0.6	15.3	1250	DFN 3x3
AOZ22555QI	15A Sync Buck Regulator with Adjustable Current Limit	Yes	Adjustable	6.5	25	15	0.6	20	1000	QFN 4x4

DC-DC Buck Regulators – Non Synchronous EZBuck™ Family

Part Number	Description	Integrated Schottky	Soft Start (ms)	Min V _{IN} (V)	Max V _{IN} (V)	Max I _{OUT} (A)	Min V _{OUT} (V)	Max V _{OUT} (V)	Operating Freq. (kHz)	Package
AOZ1084DI	36V Non Sync Buck LED Driver	No	0.4 ms	4.5	36.0	1.2	0.16	30.0	450	DFN 2x2
AOZ1280CI	1.2A Non Sync Buck with 3V Low Input Voltage	No	0.4 ms	3.0	26.0	1.2	0.8	23.0	1500	SOT-23
AOZ1281DI	1.8A Non Sync Buck with 3V Low Input Voltage	No	0.4 ms	3.0	26.0	1.8	0.8	23.0	1500	DFN 2x2
AOZ1282CI	1.2A 36V High Voltage Non Sync Buck in SOT23	No	0.4 ms	4.5	36.0	1.2	0.8	30.0	450	SOT-23
AOZ1282CI-1	0.6A 36V High Voltage Non Sync Buck	No	0.4 ms	4.5	36.0	0.6	0.8	30.0	1000	SOT-23
AOZ1282CI-2	0.6A 36V High Voltage Non Sync Buck with 97% Max Duty Cycle	No	0.4 ms	4.5	36.0	0.6	0.8	34.0	1000	SOT-23
AOZ1282DI	1.2A 36V High Voltage Non Sync Buck in DFN	No	0.4 ms	4.5	36.0	1.2	0.8	30.0	450	DFN 2x2
AOZ1283PI	2.5A 3V ~ 36V Wide Input Range Non Sync Buck	No	Adjustable	3.0	36.0	2.5	0.8	30.0	Adjustable	DFN 3x3
AOZ1284PI	4A 3V ~ 36V Wide Input Range Non Sync Buck	No	Adjustable	3.0	36.0	4.0	0.8	30.0	Adjustable	DFN 3x3

Smart Load Switches – EZPower™ Family

Part Number	Description	V _{IN} (V)	Turn On Rise Time (T _r)	Channel	Enable	Current Limit (A)	Fault Latch	R _{DS} (mΩ) (Typ)	Package
AOZ1334DI-01	Single Channel Smart Load Switch	0.8 - 5.5	10 μs	1	CMOS/TTL Compatible	10.0	No	5	DFN 3x3
AOZ1334DI-02	Single Channel Smart Load Switch	0.8 - 5.5	0.5 ms	1	CMOS/TTL Compatible	10.0	No	5	DFN 3x3
AOZ1336DI	Single Channel Smart Load Switch	0.8 - 5.5	Adjustable	1	CMOS/TTL Compatible	4.0	No	27	DFN 2x2

Active Bridge Drivers

Part Number	Description	Control Scheme	Integrated MOSFET	MOSFET (BV _{DSS}) (V)	MOSFET (R _{DS_ON}) (Ω)	MOSFET Operation (kHz)	Brown-In/ Brown-Out	X-Cap Discharge	UVLO (V)	Package
AOZ7200CI	600V Active Bridge Controller	—	No	600	—	—	—	No	12.9/15.3 V	SOT23A-5
AOZ7203AV	Zero Bridge Loss AlphaZBL™ Controller	AZBL	—	—	—	—	—	—	12.5/16.5 V	SO8
AOZ7270DI	600V Active Bridge Controller	—	Yes	600	0.19	—	—	No	12.9/15.3 V	DFN5x7
AOZ7271DV	600V Zero Bridge Loss AlphaZBL™ Ideal Diode	AZBL	—	600	0.125	—	—	—	12.9/15.2 V	DFN8x8

DrMOS Power Modules

Part Number	Min Operation V _{IN} (V)	Max Operation V _{IN} (V)	DC Current (A)	PWM Input (V)	Tri-State Control	Enable Control	Thermal Flag	Application	Package	
AOZ5007AQI	4.5	25	30	5	FCCM	FCCM	No	Notebook	QFN 3.5x4.5	
AOZ5008AQI	4.5	25	35	5	FCCM	FCCM	No	Notebook	QFN 3.5x4.5	
AOZ5016QI	4.5	25	55	5	FCCM	FCCM	No	Notebook	QFN 5x5	
AOZ5017QI	4.5	25	60	5	FCCM	FCCM	No	Notebook	QFN 5x5	
AOZ5018QI	4.5	25	65	5	FCCM	FCCM	No	DrMOS, Workstation	QFN 5x5	
AOZ5048QI	4.5	25	35	5	FCCM	FCCM	No	Ultrabook	QFN 3.5x5	
AOZ5049QI-02	4.5	25	35	5	FCCM	FCCM	No	Ultrabook	QFN 3.5x5	
AOZ5116QI	4.5	25	55	5	SMOD	DISB#	No	Notebook	QFN 5x5	
AOZ5116QI-01	4.5	25	55	5	SMOD	DISB#	No	Notebook	QFN 5x5	
AOZ5117QI	4.5	25	60	5	SMOD	DISB#	Yes	Notebook, Workstation	QFN 5x5	
AOZ5117QI-01	4.5	25	60	5	SMOD	DISB#	No	Notebook, Workstation	QFN 5x5	
AOZ5118QI	4.5	25	65	5	SMOD	DISB#	Yes	Notebook, Workstation	QFN 5x5	
AOZ5118QI-01	4.5	25	65	5	SMOD	DISB#	No	Notebook, Workstation	QFN 5x5	
AOZ5131QI	4.5	20	50	5	FCCM	FCCM	No	Notebook	QFN 5x5	
AOZ5166QI	4.5	16	60	5	SMOD	DISB#	Yes	Server	QFN 6x6	
AOZ5166QI-01	4.5	16	60	3	SMOD	DISB#	Yes	Server	QFN 6x6	
AOZ52383QI	New	4.5	25	45	3-5	PWM	SDIF	Yes	Notebook, Graphic Card	QFN 5x4
AOZ5273QI		3.0	20	70	3	PWM	EN	Yes	Server, Telecom SPS	QFN 5x6
AOZ5273QI-01		3.0	20	70	3.3-5	PWM	EN	Yes	Telecom, Networking	QFN 5x6
AOZ5276QI		3.0	20	90	3	PWM	EN	Yes	Server	QFN 5x6
AOZ5276QI-01		3.0	20	90	3	PWM	EN	Yes	Server, Telecom SPS	QFN 5x6
AOZ5276QI-02	New	3.0	20	90	3-5	PWM	EN	Yes	Server, CPU/GPU	QFN 5x6
AOZ5276QI-03	New	3.0	20	110	3-5	PWM	EN	Yes	Server, CPU/GPU	QFN 5x6
AOZ5277QI		3.0	20	60	3	PWM	EN	Yes	GPU SPS	QFN 5x6
AOZ5278QI	New	3.0	20	55	3-5	PWM	EN	Yes	Server, CPU/GPU	QFN 5x6
AOZ5279QI		3.0	25	60	3	PWM	EN	Yes	Gaming Notebook GPU SPS	QFN 5x6
AOZ5279QI-01		3.0	25	60	3.3-5	PWM	EN	Yes	GPU	QFN 5x6
AOZ5311NQI		2.5	20	50	5	SMOD	DISB#	Yes	Discretes Graphic Card	QFN 5x5
AOZ5311NQI-03		2.5	20	55	5	SMOD	DISB#	Yes	DrMOS, GPU	QFN 5x5
AOZ5311NQI-04	New	2.5	20	55	3-5	SMOD	EN	Yes	Memory Card, VRMs, Gaming	QFN 5x5
AOZ5311UQI		2.5	20	50	5	SMOD	DISB#	Yes	Discretes Graphic Card	QFN 5x5
AOZ5312NQI		2.5	20	60	5	SMOD	DISB#	Yes	Discretes Graphic Card	QFN 5x5
AOZ5312UQI		2.5	20	60	5	SMOD	DISB#	Yes	Discretes Graphic Card	QFN 5x5
AOZ5313NQI		2.5	20	65	5	SMOD	DISB#	Yes	Discrete Graphic Card	QFN 5x5
AOZ5316NQI		2.5	25	55	5	SMOD	DISB#	Yes	Gaming Notebook GPU	QFN 5x5
AOZ5316UQI		2.5	25	55	5	SMOD	DISB#	Yes	Gaming Notebook GPU	QFN 5x5
AOZ5317NQI		2.5	25	60	5	SMOD	DISB#	Yes	Gaming Notebook GPU	QFN 5x5
AOZ5317UQI		2.5	25	60	5	SMOD	DISB#	Yes	Gaming Notebook GPU	QFN 5x5
AOZ5318NQI		2.5	25	65	5	SMOD	DISB#	Yes	Gaming Notebook GPU	QFN 5x5
AOZ5318UQI		2.5	25	65	5	SMOD	DISB#	Yes	DrMOS, GPU	QFN 5x5
AOZ5507QI		4.5	25	30	5	FCCM	FCCM	No	Notebook	QFN 3.5x4.5
AOZ5508QI		4.5	25	35	5	FCCM	FCCM	No	Notebook	QFN 3.5x4.5
AOZ5516QI		4.5	25	55	5	FCCM	FCCM	No	Notebook	QFN 5x5
AOZ5516QI-02		4.5	25	55	5	FCCM	FCCM	Yes	Notebook	QFN 5x5
AOZ5517QI		4.5	25	60	5	FCCM	FCCM	No	Notebook, Workstation	QFN 5x5
AOZ5517QI-02		4.5	25	60	5	FCCM	FCCM	Yes	Notebook	QFN 5x5
AOZ5518QI		4.5	25	65	5	FCCM	FCCM	No	Workstation	QFN 5x5
AOZ5610BQI		4.5	20	55	3	SMOD	DISB#	Yes	DrMOS, Gaming	QFN 5x5
AOZ5612BQI		4.5	20	60	3	SMOD	DISB#	Yes	Workstation, Game Console	QFN 5x5

DrMOS Power Modules (Continued)

Part Number	Min Operation V_{IN} (V)	Max Operation V_{IN} (V)	DC Current (A)	PWM Input (V)	Tri-State Control	Enable Control	Thermal Flag	Application	Package
AOZ5613BQI	4.5	20	65	3	SMOD	DISB#	Yes	Workstation, Game Console	QFN 5x5
AOZ5616BQI	4.5	25	55	3	SMOD	DISB#	Yes	DrMOS, Notebook	QFN 5x5
AOZ5616QI	4.5	25	55	3	SMOD	DISB#	Yes	Workstation	QFN 5x5
AOZ5617QI	4.5	25	60	5	SMOD	DISB#	Yes	Desktop	QFN 5x5
AOZ5636QI	4.5	20	50	5	SMOD	DISB#	Yes	Gaming Notebook	QFN 5x5

Type C Protection Switches – ECPower™ Family

Part Number	Description	Ops V_{IN} (V)	Absolute Max V_{IN} and V_{OUT} (V)	R_{ON} (m Ω)	Current Flow	Fast Role Swap	OVP	Current Limit	RCB	Fault Response	Package
AOZ1324DI-01	22V ECPower 32m Ω Thermal Enhanced USB Sink Switch	3.4 - 22	28	32	Sink	No	5.8 / 24	No	$V_{OUT} > V_{IN}$	Auto Restart	DFN 3x3
AOZ1324DI-02	22V ECPower 32m Ω Thermal Enhanced USB Sink Switch	3.4 - 22	28	32	Sink	No	5.8 / 24	No	$V_{OUT} > V_{IN}$	Latch Off	DFN 3x3
AOZ1327DI-01	22V ECPower 20m Ω Thermal Enhanced USB Sink Switch	3.4 - 22	28	20	Sink	No	5.8 / 24	No	$V_{OUT} > V_{IN}$	Auto Restart	DFN 3x3
AOZ1327DI-02	22V ECPower 20m Ω Thermal Enhanced USB Sink Switch	3.4 - 22	28	20	Sink	No	5.8 / 24	No	$V_{OUT} > V_{IN}$	Latch Off	DFN 3x3
AOZ1353DI-01	5V ECPower 40m Ω USB Source Switch	3.4 - 5.5	28 on V_{OUT}	40	Source	No	5.8	Adjustable	$V_{OUT} > V_{IN}$	Auto Restart	DFN 3x3
AOZ1353DI-02	5V ECPower 40m Ω USB Source Switch	3.4 - 5.5	28 on V_{OUT}	40	Source	No	5.8	Adjustable	$V_{OUT} > V_{IN}$	Latch Off	DFN 3x3
AOZ1353DI-03	5V ECPower 40m Ω Fast Shutdown USB Source Switch	3.4 - 5.5	28 on V_{OUT}	40	Source	No	5.8	Adjustable	$V_{OUT} > V_{IN}$	Auto Restart	DFN 3x3
AOZ1353DI-04	5V ECPower 40m Ω Fast Shutdown USB Source Switch	3.4 - 5.5	28 on V_{OUT}	40	Source	No	5.8	Adjustable	$V_{OUT} > V_{IN}$	Latch Off	DFN 3x3
AOZ1353LI-01	5V ECPower 32m Ω USB Source Switch	3.4 - 5.5	28 on V_{OUT}	32	Source	No	5.8	Adjustable	$V_{OUT} > V_{IN}$	Auto Restart	WLCSP
AOZ1353LI-02	5V ECPower 32m Ω USB Source Switch	3.4 - 5.5	28 on V_{OUT}	32	Source	No	5.8	Adjustable	$V_{OUT} > V_{IN}$	Latch Off	WLCSP
AOZ1353LI-03	5V ECPower 40m Ω Fast Shutdown USB Source Switch	3.4 - 5.5	28 on V_{OUT}	32	Source	No	5.8	Adjustable	$V_{OUT} > V_{IN}$	Auto Restart	WLCSP
AOZ1353LI-04	5V ECPower 40m Ω Fast Shutdown USB Source Switch	3.4 - 5.5	28 on V_{OUT}	32	Source	No	5.8	Adjustable	$V_{OUT} > V_{IN}$	Latch Off	WLCSP
AOZ1356DI-01	5V ECPower 39m Ω USB Source Switch	3.4 - 5.5	28 on V_{OUT}	39	Source	Yes	5.8	Adjustable	$V_{OUT} > V_{IN}$	Auto Restart	DFN 3x3
AOZ1356DI-02	5V ECPower 39m Ω USB Source Switch	3.4 - 5.5	28 on V_{OUT}	39	Source	Yes	5.8	Adjustable	$V_{OUT} > V_{IN}$	Latch Off	DFN 3x3
AOZ1356DI-05	5V ECPower 39m Ω USB Source Switch	3.6 - 5.3	28 on V_{OUT}	39	Source	Yes	5.9	Adjustable	$V_{OUT} > V_{IN}$	Auto Restart	DFN 3x3
AOZ1356DI-06	5V ECPower 39m Ω USB Source Switch	3.6 - 5.3	28 on V_{OUT}	39	Source	Yes	5.9	Adjustable	$V_{OUT} > V_{IN}$	Latch Off	DFN 3x3
AOZ1356LI-01	5V ECPower 34m Ω USB Source Switch	3.4 - 5.5	28 on V_{OUT}	34	Source	Yes	5.8	Adjustable	$V_{OUT} > V_{IN}$	Auto Restart	WLCSP
AOZ1356LI-02	5V ECPower 34m Ω USB Source Switch	3.4 - 5.5	28 on V_{OUT}	34	Source	Yes	5.8	Adjustable	$V_{OUT} > V_{IN}$	Latch Off	WLCSP
AOZ1356LI-05	5V ECPower 34m Ω USB Source Switch	3.6 - 5.3	28 on V_{OUT}	34	Source	Yes	5.8	Adjustable	$V_{OUT} > V_{IN}$	Auto Restart	WLCSP
AOZ1356LI-06	5V ECPower 34m Ω USB Source Switch	3.6 - 5.3	28 on V_{OUT}	34	Source	Yes	5.9	Adjustable	$V_{OUT} > V_{IN}$	Latch Off	WLCSP
AOZ1358LI-01	5V ECPower 34m Ω USB Ideal Diode Source Switch	3.8 - 5.5	28 on V_{OUT}	34	Source	Yes	5.8	Adjustable	$V_{OUT} > V_{IN}$	Auto Restart	WLCSP
AOZ1373DI-01	22V ECPower 39m Ω USB Sink Switch	3.4 - 22	28	39	Sink	No	5.8 / 10.4 / 17.4 / 24	No	Ideal Diode	Auto Restart	DFN 3x3
AOZ1373DI-02	22V ECPower 39m Ω USB Sink Switch	3.4 - 22	28	39	Sink	No	5.8 / 10.4 / 17.4 / 24	No	$V_{OUT} > V_{IN}$	Latch Off	DFN 3x3
AOZ1375DI-01	22V ECPower 18m Ω Sink/Source Bi-directional Switch	3.4 - 23	28	18	Source or Sink	No	5.8 / 10.4 / 17.4 / 24	Adjustable (Source)	EN = L	Auto Restart	DFN 3x3
AOZ1375DI-02	22V ECPower 18m Ω Sink/Source Bi-directional Switch	3.4 - 23	28	18	Source or Sink	No	5.8 / 10.4 / 17.4 / 24	Adjustable (Source)	EN = L	Latch Off	DFN 3x3
AOZ1376DI-01	22V ECPower 20m Ω USB Sink Switch	3.4 - 22	28	20	Sink	No	5.8 / 10.4 / 17.4 / 24	No	$V_{OUT} > V_{IN}$	Auto Restart	DFN 3x3
AOZ1376DI-02	22V ECPower 20m Ω USB Sink Switch	3.4 - 22	28	20	Sink	No	5.8 / 10.4 / 17.4 / 24	No	$V_{OUT} > V_{IN}$	Latch Off	DFN 3x3
AOZ1380DI-01	22V ECPower 20m Ω Sink 39m Ω Source USB Combo Switch	3.4 - 22	28 on V_{BUS}	20 (Sink)/39 (Source)	Source or Sink	Yes	5.8 / 24	Adjustable (Source)	$V_{OUT} > V_{IN}$	Auto Restart	DFN 3x5.2
AOZ1381DI-01	22V ECPower 32m Ω Sink 39m Ω Source USB Combo Switch	3.4 - 22	28 on V_{BUS}	32 (Sink)/39 (Source)	Source or Sink	Yes	5.8 / 24	Adjustable (Source)	$V_{OUT} > V_{IN}$	Auto Restart	DFN 3x5.2
AOZ1374DI-01	23V ECPower 36m Ω USB Source Switch	3.4 - 23	28	36	Source	No	Adjustable	Adjustable	$V_{OUT} > V_{IN}$	Auto Restart	DFN 3x3
AOZ1374DI-02	23V ECPower 36m Ω USB Source Switch	3.4 - 23	28	36	Source	No	Adjustable	Adjustable	$V_{OUT} > V_{IN}$	Latch Off	DFN 3x3
AOZ1382DI-01	ECPower Diode Sink/Source Combo 2-in-1 Protection Switch	3.4 - 23	28	20	Source and Sink	Yes		Adjustable	Ideal Diode	Auto Restart	DFN 3x5.2
AOZ1390DI-02	New 23V ECPower 18mΩ Ideal Diode Protection Switch	3.3 - 23	30	18	Sink	No	24	No	Ideal Diode	Latch Off	DFN 3.5x3
AOZ13287DI-01	New 20 V ECPower 9mΩ Ideal Diode Smart Protection	3.4 - 22	28	9	Sink	No	24	No	Ideal Diode	Auto Restart	DFN 3.2x5.5
AOZ13929DI-01	Source Combo 2-in-1 Protection Switch	3.4 - 23	28	13.5	Sink	No		No	Ideal Diode	Auto Restart	DFN 3.2x5.5
AOZ13937DI-01	New 32V ECPower 20mΩ Smart Protection Switch	3.4 - 32	39	20	Sink	No	33	No	Ideal Diode	Auto Restart	DFN 3x3B
AOZ13984DI-02	22V ECPower 33m Ω USB Ideal Diode Sink Switch	3.4 - 22	28	33	Sink	No	5.8 / 24	No	Ideal Diode	Latch Off	DFN 3x3
AOZ13987DI-02	22V ECPower 20m Ω USB Ideal Diode Sink Switch	3.4 - 22	28	20	Sink	No	5.8 / 24	No	Ideal Diode	Latch Off	DFN 3x3
AOZ15333DI-01	New 5V ECPower Type-C Protection	3.3 - 5.5	39	45	Source	Yes	5.8	Adjustable	Comparator	Auto Restart	DFN 3x3B

Half-Bridge Driver (30-60V)

Part Number	Description	Min V _{IN} (V)	Max V _{IN} (V)	Internal LDO	100% HS Duty	OCP/SCP (A)	Max Output Current	MOSFET R _{DS(ON)} (mΩ)	Max Operating Temperature (°C)	Max Operating Frequency (kHz)	SR Control	Temp. Monitor	Fault Flag	Package
AOZ32033AQI	Coil Driver	3.8	30	No	No	No	7	11	85	250	Yes	No	No	QFN3x3
AOZ32034AQV	Coil Driver	3.8	28	No	No	No	20	7.5	125	250	Yes	No	No	QFN4x4B
AOZ9510QI	Smart Motor Module	10.8	30	Yes	Yes	No	20	6	85	30	Yes	Yes	No	QFN4x4
AOZ9510QV	Smart Motor Module	10.8	28	Yes	Yes	Yes	30	6	125	30	Yes	Yes	No	QFN4x4
AOZ9511QV	Smart Motor Module	3.8	28	No	Yes	No	20	7.5	125	30	Yes	No	No	QFN4x4B
AOZ9530QV	Smart Motor Module	10.8	30	Yes	Yes	No	7	11	125	30	Yes	No	No	QFN3x3
AOZ9551QV	Smart Motor Module	10.8	56	Yes	No	No	12	10	125	30	Yes	Yes	No	QFN 5x5A

Multiphase Controllers

Part Number	Description	Max Phase Configuration	Interface Protocol	Std Footprint	Programmability	Power Stage Support	Package
AOZ71026QI	Dual Output Multiphase Hybrid IMVP Controller with SMBUS	4+2	IMVP SVID/SMBUS	No	SMBUS / MTP /RAM	DrMOS	QFN6x6-48L
AOZ97774QE	Dual Digital Multiphase Controller	3+1	SVID/PMBus	Yes-Intel	PMBus / up to 15 stored configurations	SPS	QFN 5x5

eFuse

Part Number	Description	Ops V _{IN} (V)	Absolute Max V _{OUT} (V)	R _{ON} (mΩ)	Max Current (A)	IMON	Current Limit	TRCB	Fault Response	Package
AOZ18101DI-01	14V 20mΩ Over-Voltage Protection eFuse	3.5 - 14	22	20	5	No	Adjustable	Yes	Auto Restart	DFN 3x3
AOZ18101DI-02	14V 20mΩ Over-Voltage Protection eFuse	3.5 - 14	22	20	5	No	Adjustable	Yes	Latch Off	DFN 3x3
AOZ18101DI-03	14V 20mΩ Over-Voltage Protection eFuse	3.5 - 14	22	20	5	No	Adjustable	No	Auto Restart	DFN 3x3
AOZ18101DI-04	14V 20mΩ Over-Voltage Protection eFuse	3.5 - 14	22	20	5	No	Adjustable	No	Latch Off	DFN 3x3

TRANSIENT VOLTAGE SUPPRESSORS (TVS)

AOS provides a family of high-power surge, high-current surge, ultra-low capacitance Transient Voltage Suppressor (TVS), and Diode Array-Thunderbolt, SATA and Gigabit Ethernet ports. These products may be used to meet the ESD immunity

requirement of products that are designed for ESD protection of high-speed interfaces like HDMI2.0, USB3.1, IEEE1394, IEC61000-4-2, Level 4 for mobile, digital consumer, networking, and computing applications.

High-Speed Interface ESD Protection

Part Number	Description	IEC 61000-4-2 (ESD)		Protected Lines	Reverse Working Voltage		Channel Input Capacitance		Package
		Contact (kV)	Air (kV)		V_{RWM}	Max (V)	I/O - GND Typ. (pF)		
AOZ8131DI-05L	Ultra-Low Capacitance Bidirectional Single TVS Diode	± 24	± 24	1	5.0		1.25		DFN 1.0x0.6
AOZ8211DI-02	Low Capacitance Unidirectional Single TVS Diode	± 30	± 30	1	2.5		11.0		DFN 1.0x0.6
AOZ8211DI-03	Low Capacitance Unidirectional Single TVS Diode	± 30	± 30	1	3.3		11.0		DFN 1.0x0.6
AOZ8211DI-05	Low Capacitance Unidirectional Single TVS Diode	± 28	± 28	1	5.0		16.0		DFN 1.0x0.6
AOZ8211DI-12	Low Capacitance Unidirectional Single TVS Diode	± 28	± 28	1	12.0		30.0		DFN 1.0x0.6
AOZ8211DI-24	Low Capacitance Unidirectional Single TVS Diode	± 18	± 15	1	24.0		20.0		DFN 1.0x0.6
AOZ8231ADI-05	Low Capacitance Bidirectional Single TVS Diode	± 30	± 30	1	5.0		13.0		DFN 1.0x0.6
AOZ8231ADI-12	Low Capacitance Bidirectional Single TVS Diode	± 30	± 30	1	12.0		13.0		DFN 1.0x0.6
AOZ8231ADI-24	Low Capacitance Bidirectional Single TVS Diode	± 15	± 18	1	24.0		12.0		DFN 1.0x0.6
AOZ8251BDI-12	Bidirectional Single TVS Diode	± 20	± 20	1	12.0		4.5		DFN 0.62x0.32
AOZ8251BDI-16	Bidirectional Single TVS Diode	± 15	± 15	1	16.0		3.0		DFN 0.62x0.32
AOZ8831DT-03	Ultra-Low Capacitance Bidirectional Single TVS Diode	± 20	± 20	1	3.6		0.22		DFN 1.0x0.6
AOZ8831DT-05	Ultra-Low Capacitance Bidirectional Single TVS Diode	± 20	± 20	1	5.0		0.22		DFN 1.0x0.6
AOZ8831DT-24	Ultra-Low Capacitance Bidirectional Single TVS Diode	± 15	± 13	1	24		0.35		DFN 1.0x0.6
AOZ8850ADI-03	1CH Unidirectional 0.5pF TVS	± 8	± 15	1	3.3		0.5		DFN 0.6x0.3
AOZ8850ADI-05	1CH Unidirectional 0.5pF TVS	± 8	± 15	1	5.0		0.5		DFN 0.6x0.3
AOZ8851ADI-18	Ultra-Low Capacitance Bidirectional Single TVS Diode	± 8	± 15	1	18.0		0.4		DFN 0.62x0.32
AOZ8851ADI-20	Ultra-Low Capacitance Bidirectional Single TVS Diode	± 8	± 15	1	20.0		0.4		DFN 0.62x0.32
AOZ8851ADI-24	Ultra-Low Capacitance Bidirectional Single TVS Diode	± 8	± 15	1	24.0		0.4		DFN 0.62x0.32
AOZ8S204BL2-03	1CH Bidirectional 0.15pF TVS	± 20	± 20	1	3.3		0.15		WLCSP 0.63x0.33-3
AOZ8S204BL2-05	1CH Bidirectional 0.15pF TVS	± 20	± 20	1	5.0		0.15		WLCSP 0.63x0.33-3
AOZ8S204BLS-03	1CH 3.3V Bidirectional 0.15pF TVS	± 20	± 20	1	3.3		0.15		WLCSP 0.6x0.3-2
AOZ8S204BLS-05	1CH 5V Bidirectional 0.15pF TVS	± 20	± 20	1	5.0		0.15		WLCSP 0.6x0.3-2
AOZ8S204BLS-24 <i>New</i>	1 CH Bidirectional 0.15pF TVS	± 20	± 20	1	24.0		0.15		WLCSP0.6x0.3-2
AOZ8S205BL2-03	1CH Bidirectional 0.075pF TVS	± 9	± 9	1	3.3		0.15		WLCSP 0.63x0.33-3
AOZ8S205BL2-05	1CH Bidirectional 0.075pF TVS	± 9	± 9	1	5.0		0.15		WLCSP 0.63x0.33-3
AOZ8S205BLS-03	1CH 3.3V Bidirectional 0.075pF TVS	± 8	± 8	1	3.3		0.075		WLCSP 0.6x0.3-2
AOZ8S205BLS-05	1CH 5V Bidirectional 0.075pF TVS	± 8	± 8	1	5.0		0.075		WLCSP 0.6x0.3-2
AOZ8S205BLS-24 <i>New</i>	1 CH Bidirectional 0.075pF TVS	± 8	± 8	1	24.0		0.075		WLCSP0.6x0.3-2
AOZ8S207BLS-01 <i>New</i>	1CH Bidirectional TVS	± 16	± 16	1	1.0		0.15		WLCSP0.6x0.3-2
AOZ8S303BLS-11	1CH 11V Bidirectional 0.2pF TVS	± 15	± 15	1	11.0		0.2		WLCSP 0.6x0.3-2
AOZ8S303BLS-24	1CH 24V Bidirectional 0.2pF TVS	± 20	± 20	1	24.0		0.2		WLCSP 0.6x0.3-2
AOZ8S305BLS-04	1CH 4V Bidirectional 0.5pF TVS	± 30	± 30	1	4.0		0.5		WLCSP 0.6x0.3-2
AOZ8S305BLS-05	1CH 4V Bidirectional 0.5pF TVS	± 30	± 30	1	5.0		0.5		WLCSP 0.6x0.3-2
AOZ8S305BLS-24	1CH 24V Bidirectional 0.5pF TVS	± 30	± 30	1	24.0		0.5		WLCSP 0.6x0.3-2
AOZ8S321UD4-03	4CH Unidirectional 0.28pF TVS	± 15	± 15	1	3.3		0.28		DFN 2.5x1.0
AOZ8S321UD4-05	4CH Unidirectional 0.28pF TVS	± 15	± 15	1	5.0		0.28		DFN 2.5x1.0
AOZ8S322UD2-05 <i>New</i>	2CH Unidirectional Low Capacitance TVS	± 30	± 30	2	5.0		0.55		DFN1.0x0.6
AOZ8S325BDS-40	1CH 40V Bidirectional TVS	± 8	± 8	1	40.0		0.35		DFN 1.0x0.6
AOZ8S325UDS-40 <i>New</i>	1 CH Unidirectional Low Capacitance TVS	± 8	± 8	1	40.0		0.8		DFN1.0x0.6
AOZ8S501BDS-03	1CH Bidirectional High Surge TVS	± 30	± 30	1	3.3		45		DFN 1.0x0.6
AOZ8S501BDS-05	1CH Bidirectional 20A TVS	± 30	± 30	1	5.0		35		DFN 1.0x0.6

High-Speed Interface ESD Protection (Continued)

Part Number	Description	IEC 61000-4-2 (ESD)		Protected Lines	Reverse Working Voltage		Channel Input Capacitance I/O - GND Typ. (pF)	Package
		Contact (kV)	Air (kV)		V_{RWM}	Max (V)		
AOZ8S502BDS-03	2CH 3.3V Bidirectional 10A TVS	± 30	± 30	1	3.3		23	DFN 1.0x0.6
AOZ8S502BDS-05	1CH Bidirectional 10A TVS	± 30	± 30	1	5.0		18	DFN 1.0x0.6
AOZ8S503BDS-03	1CH 5V Bidirectional 20A TVS	± 30	± 30	1	3.3		16	DFN 0.6x0.3
AOZ8S503BDS-05	1CH 5V Bidirectional 20A TVS	± 30	± 30	1	5.0		9	DFN 0.6x0.3
AOZ8S507BDS-07	1CH Bidirectional 9A TVS	± 30	± 30	1	7.0		19	DFN 1.0x0.6
AOZ8S503BS2-05	2CH 5V Bidirectional 7A TVS	± 30	± 30	2	5.0		9	SOT-23
AOZ8S501BS2-05	2CH 5V Bidirectional 20A TVS	± 30	± 30	2	5.0		35	SOT-23
AOZ8S502BS2-05	2CH Bidirectional 10A TVS	± 30	± 30	2	5.0		18	SOT-23
AOZ8S502BS2-03	2CH 3.3V Bidirectional 12A TVS	± 30	± 30	2	3.3		22	SOT-23
AOZ8S530BLS-03	1CH Bidirectional 30pF TVS	± 30	± 30	1	3.3		30	WLCSP 0.6x0.3-2
AOZ8S530BLS-05	1CH Bidirectional 15pF TVS	± 30	± 30	1	5.0		0.15	WLCSP 0.6x0.3-2
AOZ8S530BLS-07	New 1CH 7V Bidirectional High Surge TVS	± 30	± 30	1	7.0		21	WLCSP 0.6x0.3-2
AOZ8S3050BLS-12	New 1CH 12V Bidirectional 0.25pF TVS	± 22	± 22	1	12.0		0.25	WLCSP 0.6x0.3-2
AOZ8001DI	Ultra-Low Capacitance TVS Diode Array	± 8	± 15	2	5.5		1.0	DFN 1.6x1.6
AOZ8101CI	Ultra-Low Capacitance TVS Diode Array	± 30	± 30	2	5.5		1.3	SOT-23
AOZ8212BCI-12	Low Capacitance Bidirectional TVS Diode Array	± 30	± 30	2	12.0		10	SOT-23
AOZ8212BCI-24	Low Capacitance Bidirectional TVS Diode Array	± 15	± 18	2	24.0		11	SOT-23
AOZ8802ADI	Ultra-Low Capacitance TVS Diode Array	± 15	± 15	2	5.0		0.6	DFN 1.6x1.0
AOZ8822DI-05	Low Capacitance TVS Diode Array	± 15	± 15	2	5.0		0.55	DFN 1.0x0.6
AOZ8832DI-05	Low Capacitance Bidirectional TVS Diode Array	± 12	± 12	2	5.0		0.4	DFN 1.0x0.6
AOZ8105CI	4CH 5V Unidirectional 0.8pF TVS	± 24	± 30	4	5.5		0.8	SOT-23-6
AOZ8224CI-05	Low Capacitance Bidirectional TVS Diode Array	± 30	± 30	4	5.0		13	SOT-23
AOZ8804ADI	Ultra-Low Capacitance TVS Diode Array	± 15	± 15	4	5.0		0.6	DFN 2.5x1.0
AOZ8829ADI-03	4CH 3.3V Unidirectional 0.55pF TVS	± 30	± 30	4	3.3		0.55	DFN 2.5x1.0
AOZ8829ADI-05	4CH 5V Unidirectional 0.55pF TVS	± 30	± 30	4	5.0		0.55	DFN 2.5x1.0
AOZ8829DI-03	Ultra-Low Capacitance TVS Diode Array	± 30	± 30	4	3.3		0.6	DFN 2.5x1.0
AOZ8846DT-05	4CH Unidirectional 0.5pF TVS	± 12	± 15	4	5.0		0.3	DFN 1.3x0.8
AOZ8854DT-03	4CH 3.3V Unidirectional 0.7pF TVS	± 30	± 30	4	3.3		0.7	DFN 1.3x0.8
AOZ8904CIL	Ultra-Low Capacitance TVS Diode Array	± 24	± 24	4	5.5		1.25	SOT-23
AOZ8906CI	Ultra-Low Capacitance TVS Diode Array	± 15	± 20	4	5.5		0.5	SOT-23
AOZ8S212UD4-03	4CH Unidirectional 0.2pF TVS	± 8	± 10	4	3.3		0.2	DFN 2.5x1.0
AOZ8S212UD4-05	4CH Unidirectional 0.2pF TVS	± 8	± 10	4	5.0		0.2	DFN 2.5x1.0
AOZ8S306BD4-05	4CH Bidirectional Ultra-Low Capacitance TVS	± 11	± 11	4	5.5		0.25	DFN 2.0x1.0
AOZ8S312BD4-03	4CH Bidirectional 0.28pF TVS	± 15	± 15	4	3.3		0.28	DFN 2.5x1.0
AOZ8S312BD4-05	4CH Bidirectional 0.28pF TVS	± 15	± 15	4	5.0		0.28	DFN 2.5x1.0
AOZ8S326US4-05	New 4 CH Unidirectional Low Capacitance TVS	± 30	± 30	4	5.0		0.7	SOT-23
AOZ8806DI-05	Ultra-Low Capacitance TVS Diode Array	± 15	± 15	6	5.0		0.6	DFN 3.3x1.3
AOZ8936DI	7 Channel Combo TVS for USB	± 24	± 30	7	5.0		0.4	DFN 4.1x2.0
AOZ8937DI	7 Channel Combo TVS for USB	± 12	± 15	7	5.0		0.3	DFN 4.1x2.0

General Purpose ESD Protection

Part Number	Description	IEC 61000-4-2 (ESD)		Protected Lines	Reverse Working Voltage V_{RWM} Max (V)	IEC 61000-4-5 (Peak Pulse Current) Ipp max. (A)	IEC 61000-4-5 (8/20us) (Peak Pulse Power) Ppp max. (W)	Channel Input Capacitance I/O - GND Typ. (pF)	Package
		Contact (kV)	Air (kV)						
AOZ8310ADI-04	Battery TVS	± 30	± 30	1	4.7	190	1500	600	DFN 1.6x1.0A
AOZ8310DI-05	1CH 5V Unidirectional High Surge TVS	± 30	± 30	1	5.0	85	1500	675	DFN 1.6x1.0-2L
AOZ8310DI-08	1CH 8V Unidirectional High Surge TVS	± 30	± 30	1	8.0	70	1500	425	DFN 1.6x1.0-2L
AOZ8310DI-09	1CH 9V Unidirectional High Surge TVS	± 30	± 30	1	9.0	65	1500	385	DFN 1.6x1.0
AOZ8310DI-12	1CH 12V Unidirectional High Surge TVS	± 30	± 30	1	12.0	45	1500	275	DFN 1.6x1.0-2L
AOZ8310DI-18	1CH 18V Unidirectional High Surge TVS	± 30	± 30	1	18.0	35	1200	200	DFN 1.6x1.0-2L
AOZ8310DI-26	1CH 26V Unidirectional High Surge TVS	± 30	± 30	1	26.0	25	1200	150	DFN 1.6x1.0-2L
AOZ8310DI-36	1CH 36V Unidirectional High Surge TVS	± 30	± 30	1	36.0	22	1500	130	DFN 1.6x1.0-2L
AOZ8331DI-03	1CH 3.3V Bidirectional High Surge TVS	± 30	± 30	1	3.3	35	85	4.5	DFN 1.0x0.6
AOZ8331DI-04	1CH 4V Bidirectional High Surge TVS	± 30	± 30	1	4.8	50	100	—	DFN 1.0x0.6
AOZ8331DI-05	1CH 5V Bidirectional High Surge TVS	± 30	± 30	1	5.5	35	—	55	DFN 1.0x0.6
AOZ8336DI-03	1CH 3.3V Bidirectional High Surge TVS	± 30	± 30	1	3.3	50	100	—	DFN 1.0x0.6
AOZ8S515UDS-20	1CH 20V Unidirectional High Surge TVS	± 30	± 30	1	20.0	30	1200	200	DFN 1.6x1.0-2L
AOZ8621UNI-05	1CH 5V Unidirectional High Surge TVS	± 30	± 30	1	5.0	380	3800	3000	DFN 2.0x2.0-3L
AOZ8621UNI-07	1CH 7V Unidirectional High Surge TVS	± 30	± 30	1	7.5	320	3800	2100	DFN 2.0x2.0-3L
AOZ8621UNI-12	1CH 12V Unidirectional High Surge TVS	± 30	± 30	1	12.0	190	3800	1100	DFN 2.0x2.0-3L
AOZ8621UNI-15	1CH 15V Unidirectional High Surge TVS	± 30	± 30	1	15.0	140	3800	880	DFN 2.0x2.0-3L
AOZ8621UNI-18	1CH 18 V Unidirectional High Surge TVS	± 30	± 30	1	18.0	120	3800	750	DFN 2.0x2.0-3L
AOZ8621UNI-20	1CH 20V Unidirectional High Surge TVS	± 30	± 30	1	20.0	110	3800	660	DFN 2.0x2.0-3L
AOZ8621UNI-22	1CH 22V Unidirectional High Surge TVS	± 30	± 30	1	22.0	100	3800	630	DFN 2.0x2.0-3L
AOZ8302ACI-05	TVS Diode Array	± 30	± 30	2	5.0	32	20	14.0	SOT-23
AOZ8302ACI-12	TVS Diode Array	± 30	± 30	2	12.0	24	20	19.0	SOT-23
AOZ8300CI-03	Ultra-Low Capacitance TVS Diode Array	± 30	± 30	4	3.3	25	2.5	2.6	SOT-23
AOZ8328DI	Ultra-Low Capacitance TVS Diode Array	± 30	± 30	8	2.5	32	2.8	4.5	DFN 3.0x2.0

High Power TVS

Part Number		Description	V _{BR} Min (V)	V _{BR} Max (V)	Protected Lines	Directional	Reverse Stand-off Voltage V _{RWM} Max (V)	I _{pp} max. (A)	V _{CL} Max (V)	Package
AK6-058C	New	High-Power Surge TVS	64	70	1	Bidirectional	58	6000	110	AK6
AK6-076C	New	High-Power Surge TVS	85	95	1	Bidirectional	76	6000	140	AK6
AK6-100C	New	High-Power Surge TVS	110	130	1	Bidirectional	100	6000	180	AK6
AK6-170C	New	High-Power Surge TVS	180	220	1	Bidirectional	170	6000	260	AK6
AK6-190C	New	High-Power Surge TVS	200	240	1	Bidirectional	190	6000	290	AK6
AK6-240C	New	High-Power Surge TVS	250	285	1	Bidirectional	240	6000	340	AK6
AK6-270C	New	High-Power Surge TVS	280	320	1	Bidirectional	270	6000	380	AK6
AK6-380C	New	High-Power Surge TVS	401	443	1	Bidirectional	380	6000	520	AK6
AK6-430C	New	High-Power Surge TVS	440	490	1	Bidirectional	430	6000	625	AK6
AK10-033C	New	High-Power Surge TVS	36	41	1	Bidirectional	33	10000	64	AK10
AK10-058C	New	High-Power Surge TVS	64	70	1	Bidirectional	58	10000	110	AK10
AK10-066C	New	High-Power Surge TVS	73	82	1	Bidirectional	66	10000	120	AK10
AK10-076C	New	High-Power Surge TVS	85	95	1	Bidirectional	76	10000	140	AK10
AK10-100C	New	High-Power Surge TVS	110	130	1	Bidirectional	100	10000	180	AK10
AK10-170C	New	High-Power Surge TVS	180	220	1	Bidirectional	170	10000	260	AK10
AK10-190C	New	High-Power Surge TVS	200	240	1	Bidirectional	190	10000	290	AK10
AK10-240C	New	High-Power Surge TVS	250	285	1	Bidirectional	240	10000	340	AK10
AK10-270C	New	High-Power Surge TVS	280	320	1	Bidirectional	270	10000	380	AK10
AK10-320C	New	High-Power Surge TVS	336	368	1	Bidirectional	320	10000	440	AK10
AK10-380C	New	High-Power Surge TVS	401	443	1	Bidirectional	380	10000	520	AK10
AK10-430C	New	High-Power Surge TVS	440	490	1	Bidirectional	430	10000	625	AK10
AK10-470C	New	High-Power Surge TVS	490	530	1	Bidirectional	470	10000	670	AK10

High Power TVS

Part Number	Description	IEC 61000-4-2 (ESD)		Protected Lines	Reverse Working Voltage V _{RWM} Max (V)	Surge Waveforms 10/1000 μ s		Package
		Contact (kV)	Air (kV)			Ipp max. (A)	Ppp max. (W)	
SMAJ5.0A	1CH 5.0V Unidirectional 400W SMA TVS	30	30	1	5	43.5	400	DO-214AC
SMAJ6.0A	1CH 6.0V Unidirectional 400W SMA TVS	30	30	1	6	38.8	400	DO-214AC
SMAJ6.5A	1CH 6.5V Unidirectional 400W SMA TVS	30	30	1	6.5	35.7	400	DO-214AC
SMAJ7.0A	1CH 7.0V Unidirectional 400W SMA TVS	30	30	1	7	33.3	400	DO-214AC
SMAJ7.5A	1CH 7.5V Unidirectional 400W SMA TVS	30	30	1	7.5	31	400	DO-214AC
SMAJ8.0A	1CH 8.0V Unidirectional 400W SMA TVS	30	30	1	8	29.4	400	DO-214AC
SMAJ8.5A	1CH 8.5V Unidirectional 400W SMA TVS	30	30	1	8.5	27.8	400	DO-214AC
SMAJ9.0A	1CH 9.0V Unidirectional 400W SMA TVS	30	30	1	9	26	400	DO-214AC
SMAJ10A	1CH 10V Unidirectional 400W SMA TVS	30	30	1	10	23.5	400	DO-214AC
SMAJ11A	1CH 11V Unidirectional 400W SMA TVS	30	30	1	11	22	400	DO-214AC
SMAJ12A	1CH 12V Unidirectional 400W SMA TVS	30	30	1	12	20.1	400	DO-214AC
SMAJ13A	1CH 13V Unidirectional 400W SMA TVS	30	30	1	13	18.6	400	DO-214AC
SMAJ14A	1CH 14V Unidirectional 400W SMA TVS	30	30	1	14	17.2	400	DO-214AC
SMAJ15A	1CH 15V Unidirectional 400W SMA TVS	30	30	1	15	16.4	400	DO-214AC
SMAJ16A	1CH 16V Unidirectional 400W SMA TVS	30	30	1	16	15.4	400	DO-214AC
SMAJ17A	1CH 17V Unidirectional 400W SMA TVS	30	30	1	17	14.5	400	DO-214AC
SMAJ18A	1CH 18V Unidirectional 400W SMA TVS	30	30	1	18	13.7	400	DO-214AC
SMAJ20A	1CH 20V Unidirectional 400W SMA TVS	30	30	1	20	12.3	400	DO-214AC
SMAJ22A	1CH 22V Unidirectional 400W SMA TVS	30	30	1	22	11.3	400	DO-214AC
SMAJ24A	1CH 24V Unidirectional 400W SMA TVS	30	30	1	24	10.3	400	DO-214AC
SMAJ26A	1CH 26V Unidirectional 400W SMA TVS	30	30	1	26	9.5	400	DO-214AC
SMAJ28A	1CH 28V Unidirectional 400W SMA TVS	30	30	1	28	8.8	400	DO-214AC
SMAJ30A	1CH 30V Unidirectional 400W SMA TVS	30	30	1	30	8.3	400	DO-214AC
SMAJ33A	1CH 33V Unidirectional 400W SMA TVS	30	30	1	33	7.5	400	DO-214AC
SMAJ36A	1CH 36V Unidirectional 400W SMA TVS	30	30	1	36	6.9	400	DO-214AC
SMAJ40A	1CH 40V Unidirectional 400W SMA TVS	30	30	1	40	6.2	400	DO-214AC
SMAJ43A	1CH 43V Unidirectional 400W SMA TVS	30	30	1	43	5.8	400	DO-214AC
SMAJ45A	1CH 45V Unidirectional 400W SMA TVS	30	30	1	45	5.5	400	DO-214AC
SMAJ48A	1CH 48V Unidirectional 400W SMA TVS	30	30	1	48	5.2	400	DO-214AC
SMAJ51A	1CH 51V Unidirectional 400W SMA TVS	30	30	1	51	4.9	400	DO-214AC
SMAJ54A	1CH 54V Unidirectional 400W SMA TVS	30	30	1	54	4.6	400	DO-214AC
SMAJ58A	1CH 58V Unidirectional 400W SMA TVS	30	30	1	58	4.3	400	DO-214AC
SMAJ60A	1CH 60V Unidirectional 400W SMA TVS	30	30	1	60	4.1	400	DO-214AC
SMAJ64A	1CH 64V Unidirectional 400W SMA TVS	30	30	1	64	3.9	400	DO-214AC
SMAJ70A	1CH 70V Unidirectional 400W SMA TVS	30	30	1	70	3.5	400	DO-214AC
SMAJ75A	1CH 75V Unidirectional 400W SMA TVS	30	30	1	75	3.3	400	DO-214AC
SMAJ78A	1CH 78V Unidirectional 400W SMA TVS	30	30	1	78	3.2	400	DO-214AC
SMAJ85A	1CH 85V Unidirectional 400W SMA TVS	30	30	1	85	2.9	400	DO-214AC
SMAJ90A	1CH 90V Unidirectional 400W SMA TVS	30	30	1	90	2.7	400	DO-214AC
SMAJ100A	1CH 100V Unidirectional 400W SMA TVS	30	30	1	100	2.5	400	DO-214AC
SMAJ110A	1CH 110V Unidirectional 400W SMA TVS	30	30	1	110	2.3	400	DO-214AC
SMAJ120A	1CH 120V Unidirectional 400W SMA TVS	30	30	1	120	2.1	400	DO-214AC
SMAJ130A	1CH 130V Unidirectional 400W SMA TVS	30	30	1	130	1.9	400	DO-214AC
SMAJ150A	1CH 150V Unidirectional 400W SMA TVS	30	30	1	150	1.6	400	DO-214AC

High Power TVS

Part Number		Marking Code		Test Current IT (mA)	Breakdown Voltage VBR (B) @IT		Reverse Standoff Voltage VRWM (V)	Maximum Clamping Voltage @Ipp (A)	Maximum Peak Pulse Current Ipp (A)	Maximum Reverse Leakage @VRWM IR (µA)
Uni-Polar	Bi-Polar	UNI	BI		MIN	MAX				
SMBJ5.0A	SMBJ5.0CA	KE	AE	10	6.40	7.00	5.0	9.2	67.20	800.0
SMBJ6.0A	SMBJ6.0CA	KG	AG	10	6.67	7.37	6.0	10.3	60.00	800.0
SMBJ6.5A	SMBJ6.5CA	KK	AK	10	7.22	7.98	6.5	11.2	55.20	500.0
SMBJ7.0A	SMBJ7.0CA	KM	AM	10	7.78	8.60	7.0	12.0	51.50	200.0
SMBJ7.5A	SMBJ7.5CA	KP	AP	1	8.33	9.21	7.5	12.9	47.90	100.0
SMBJ8.0A	SMBJ8.0CA	KR	AR	1	8.89	9.83	8.0	13.6	45.40	50.0
SMBJ8.5A	SMBJ8.5CA	KT	AT	1	9.44	10.40	8.5	14.4	42.90	20.0
SMBJ9.0A	SMBJ9.0CA	KV	AV	1	10.00	11.10	9.0	15.4	40.10	10.0
SMBJ10A	SMBJ10CA	KX	AX	1	11.10	12.30	10.0	17.0	36.40	5.0
SMBJ11A	SMBJ11CA	KZ	AZ	1	12.20	13.50	11.0	18.2	34.00	1.0
SMBJ12A	SMBJ12CA	LE	BE	1	13.30	14.70	12.0	19.9	31.10	1.0
SMBJ13A	SMBJ13CA	LG	BG	1	14.40	15.90	13.0	21.5	28.70	1.0
SMBJ14A	SMBJ14CA	LK	BK	1	15.60	17.20	14.0	23.2	26.60	1.0
SMBJ15A	SMBJ15CA	LM	BM	1	16.70	18.50	15.0	24.4	25.30	1.0
SMBJ16A	SMBJ16CA	LP	BP	1	17.80	19.70	16.0	26.0	23.80	1.0
SMBJ17A	SMBJ17CA	LR	BR	1	18.90	20.90	17.0	27.6	22.40	1.0
SMBJ18A	SMBJ18CA	LT	BT	1	20.00	22.10	18.0	29.2	21.20	1.0
SMBJ20A	SMBJ20CA	LV	BV	1	22.20	24.50	20.0	32.4	19.10	1.0
SMBJ22A	SMBJ22CA	LX	BX	1	24.40	26.90	22.0	35.5	17.40	1.0
SMBJ24A	SMBJ24CA	LZ	BZ	1	26.70	29.50	24.0	38.9	15.90	1.0
SMBJ26A	SMBJ26CA	ME	CE	1	28.90	31.90	26.0	42.1	14.70	1.0
SMBJ28A	SMBJ28CA	MG	CG	1	31.10	34.40	28.0	45.4	13.60	1.0
SMBJ30A	SMBJ30CA	MK	CK	1	33.30	36.80	30.0	48.4	12.80	1.0
SMBJ33A	SMBJ33CA	MM	CM	1	36.70	40.60	33.0	53.3	11.60	1.0
SMBJ36A	SMBJ36CA	MP	CP	1	40.00	44.20	36.0	58.1	10.60	1.0
SMBJ40A	SMBJ40CA	MR	CR	1	44.40	49.10	40.0	64.5	9.60	1.0
SMBJ43A	SMBJ43CA	MT	CT	1	47.80	52.80	43.0	69.4	8.90	1.0
SMBJ45A	SMBJ45CA	MV	CV	1	50.00	55.30	45.0	72.7	8.50	1.0
SMBJ48A	SMBJ48CA	MX	CX	1	53.30	58.90	48.0	77.4	8.00	1.0
SMBJ51A	SMBJ51CA	MZ	CZ	1	56.70	62.70	51.0	82.4	7.50	1.0
SMBJ54A	SMBJ54CA	NE	DE	1	60.00	66.30	54.0	87.1	7.10	1.0
SMBJ58A	SMBJ58CA	NG	DG	1	64.40	71.20	58.0	93.6	6.60	1.0
SMBJ60A	SMBJ60CA	NK	DK	1	66.70	73.70	60.0	96.8	6.40	1.0
SMBJ64A	SMBJ64CA	NM	DM	1	71.10	78.60	64.0	103.0	6.00	1.0
SMBJ70A	SMBJ70CA	NP	DP	1	77.80	86.00	70.0	113.0	5.50	1.0
SMBJ75A	SMBJ75CA	NR	DR	1	83.30	92.10	75.0	121.0	5.10	1.0
SMBJ78A	SMBJ78CA	NT	DT	1	86.70	95.80	78.0	126.0	4.90	1.0
SMBJ85A	SMBJ85CA	NV	DV	1	94.40	104.00	85.0	137.0	4.50	1.0
SMBJ90A	SMBJ90CA	NX	DX	1	100.00	111.00	90.0	146.0	4.20	1.0
SMBJ100A	SMBJ100CA	NZ	DZ	1	111.00	123.00	100.0	162.0	3.80	1.0
SMBJ110A	SMBJ110CA	PE	EE	1	122.00	135.00	110.0	177.0	3.50	1.0
SMBJ120A	SMBJ120CA	PG	EG	1	133.00	147.00	120.0	193.0	3.20	1.0
SMBJ130A	SMBJ130CA	PK	EK	1	144.00	159.00	130.0	209.0	3.00	1.0
SMBJ150A	SMBJ150CA	PM	EM	1	167.00	185.00	150.0	243.0	2.50	1.0
SMBJ160A	SMBJ160CA	PP	EP	1	178.00	197.00	160.0	259.0	2.35	1.0
SMBJ170A	SMBJ170CA	PR	ER	1	189.00	209.00	170.0	275.0	2.20	1.0
SMBJ180A	SMBJ180CA	PT	ET	1	201.00	222.00	180.0	292.0	2.10	1.0
SMBJ200A	SMBJ200CA	PV	EV	1	224.00	247.00	200.0	324.0	1.90	1.0
SMBJ220A	SMBJ220CA	PX	EX	1	246.00	272.00	220.0	356.0	1.70	1.0

High Power TVS (Continued)

Part Number		Marking Code		Test Current IT (mA)	Breakdown Voltage VBR (B) @IT		Reverse Standoff Voltage VRWM (V)	Maximum Clamping Voltage @Ipp (A)	Maximum Peak Pulse Current Ipp (A)	Maximum Reverse Leakage @VRWM IR (µA)
Uni-Polar	Bi-Polar	UNI	BI		MIN	MAX				
SMBJ250A	SMBJ250CA	PZ	EZ	1	279.00	309.00	250.0	405.0	1.50	1.0
SMBJ300A	SMBJ300CA	QE	FE	1	335.00	371.00	300.0	486.0	1.30	1.0
SMBJ350A	SMBJ350CA	QG	FG	1	391.00	432.00	350.0	567.0	1.10	1.0
SMBJ400A	SMBJ400CA	QK	FK	1	447.00	494.00	400.0	648.0	0.93	1.0
SMBJ440A	SMBJ440CA	QM	FM	1	492.00	543.00	440.0	713.0	0.90	1.0
SMCJ5.0A	SMCJ5.0CA	GDE	BDE	10	6.40	7.00	5.0	9.2	167.9	800.0
SMCJ6.0A	SMCJ6.0CA	GDG	BDG	10	6.67	7.37	6.0	10.3	150.0	800.0
SMCJ6.5A	SMCJ6.5CA	GDK	BDK	10	7.22	7.98	6.5	11.2	137.9	500.0
SMCJ7.0A	SMCJ7.0CA	GDM	BDM	10	7.78	8.60	7.0	12.0	128.8	200.0
SMCJ7.5A	SMCJ7.5CA	GDP	BDP	1	8.33	9.21	7.5	12.9	119.8	100.0
SMCJ8.0A	SMCJ8.0CA	GDR	BDR	1	8.89	9.83	8.0	13.6	113.6	50.0
SMCJ8.5A	SMCJ8.5CA	GDT	BDT	1	9.44	10.40	8.5	14.4	107.3	20.0
SMCJ9.0A	SMCJ9.0CA	GDV	BDV	1	10.00	11.10	9.0	15.4	100.3	10.0
SMCJ10A	SMCJ10CA	GDX	BDX	1	11.10	12.30	10.0	17.0	90.9	5.0
SMCJ11A	SMCJ11CA	GDZ	BDZ	1	12.20	13.50	11.0	18.2	84.9	1.0
SMCJ12A	SMCJ12CA	GEE	BEE	1	13.30	14.70	12.0	19.9	77.6	1.0
SMCJ13A	SMCJ13CA	GEG	BEG	1	14.40	15.90	13.0	21.5	71.9	1.0
SMCJ14A	SMCJ14CA	GEK	BEK	1	15.60	17.20	14.0	23.2	66.6	1.0
SMCJ15A	SMCJ15CA	GEM	BEM	1	16.70	18.50	15.0	24.4	63.3	1.0
SMCJ16A	SMCJ16CA	GEP	BEP	1	17.80	19.70	16.0	26.0	59.4	1.0
SMCJ17A	SMCJ17CA	GER	BER	1	18.90	20.90	17.0	27.6	56.0	1.0
SMCJ18A	SMCJ18CA	GET	BET	1	20.00	22.10	18.0	29.2	52.9	1.0
SMCJ20A	SMCJ20CA	GEV	BEV	1	22.20	24.50	20.0	32.4	47.7	1.0
SMCJ22A	SMCJ22CA	GEX	BEX	1	24.40	26.90	22.0	35.5	43.5	1.0
SMCJ24A	SMCJ24CA	GEZ	BEZ	1	26.70	29.50	24.0	38.9	39.7	1.0
SMCJ26A	SMCJ26CA	GFE	BFE	1	28.90	31.90	26.0	42.1	36.7	1.0
SMCJ28A	SMCJ28CA	GFG	BFG	1	31.10	34.40	28.0	45.4	34.0	1.0
SMCJ30A	SMCJ30CA	GFK	BFK	1	33.30	36.80	30.0	48.4	31.9	1.0
SMCJ33A	SMCJ33CA	GFM	BFM	1	36.70	40.60	33.0	53.3	29.0	1.0
SMCJ36A	SMCJ36CA	GFP	BFP	1	40.00	44.20	36.0	58.1	26.6	1.0
SMCJ40A	SMCJ40CA	GFR	BFR	1	44.40	49.10	40.0	64.5	24.0	1.0
SMCJ43A	SMCJ43CA	GFT	BFT	1	47.80	52.80	43.0	69.4	22.3	1.0
SMCJ45A	SMCJ45CA	GFV	BFV	1	50.00	55.30	45.0	72.7	21.3	1.0
SMCJ48A	SMCJ48CA	GFX	BFX	1	53.30	58.90	48.0	77.4	20.0	1.0
SMCJ51A	SMCJ51CA	GFZ	BFZ	1	56.70	62.70	51.0	82.4	18.8	1.0
SMCJ54A	SMCJ54CA	GGE	BGE	1	60.00	66.30	54.0	87.1	17.7	1.0
SMCJ58A	SMCJ58CA	GGG	BGG	1	64.40	71.20	58.0	93.6	16.5	1.0
SMCJ60A	SMCJ60CA	GGK	BGK	1	66.70	73.70	60.0	96.8	16.0	1.0
SMCJ64A	SMCJ64CA	GGM	BGM	1	71.10	78.60	64.0	103.0	15.0	1.0
SMCJ70A	SMCJ70CA	GGP	BGP	1	77.80	86.00	70.0	113.0	13.7	1.0
SMCJ75A	SMCJ75CA	GGR	BGR	1	83.30	92.10	75.0	121.0	12.8	1.0
SMCJ78A	SMCJ78CA	GGT	BGT	1	86.70	95.80	78.0	126.0	12.3	1.0
SMCJ85A	SMCJ85CA	GGV	BGV	1	94.40	104.00	85.0	137.0	11.3	1.0
SMCJ90A	SMCJ90CA	GGX	BGX	1	100.00	111.00	90.0	146.0	10.6	1.0
SMCJ100A	SMCJ100CA	GGZ	BGZ	1	111.00	123.00	100.0	162.0	9.5	1.0
SMCJ110A	SMCJ110CA	GHE	BHE	1	122.00	135.00	110.0	177.0	8.7	1.0
SMCJ120A	SMCJ120CA	GHG	BHG	1	133.00	147.00	120.0	193.0	8.0	1.0
SMCJ130A	SMCJ130CA	GHK	BHK	1	144.00	159.00	130.0	209.0	7.4	1.0
SMCJ150A	SMCJ150CA	GHM	BHM	1	167.00	185.00	150.0	243.0	6.4	1.0
SMCJ160A	SMCJ160CA	GHP	BHP	1	178.00	197.00	160.0	259.0	6.0	1.0

High Power TVS (Continued)

Part Number Uni-Polar	Part Number Bi-Polar	Marking Code		Test Current IT (mA)	Breakdown Voltage VBR (B) @IT		Reverse Standoff Voltage V _{RWM} (V)	Maximum Clamping Voltage @I _{pp} (A)	Maximum Peak Pulse Current I _{pp} (A)	Maximum Reverse Leakage @V _{RWM} IR (μA)
		UNI	BI		MIN	MAX				
SMCJ170A	SMCJ170CA	GHR	BHR	1	189.00	209.00	170.0	275.0	5.6	1.0
SMCJ180A	SMCJ180CA	GHT	BHT	1	201.00	222.00	180.0	292.0	5.2	1.0
SMCJ200A	SMCJ200CA	GHV	BHV	1	224.00	247.00	200.0	324.0	4.7	1.0
SMCJ220A	SMCJ220CA	GHX	BHX	1	246.00	272.00	220.0	356.0	4.3	1.0
SMCJ250A	SMCJ250CA	GHZ	BHZ	1	279.00	309.00	250.0	405.0	3.8	1.0
SMCJ300A	SMCJ300CA	GJE	BJE	1	335.00	371.00	300.0	486.0	3.1	1.0
SMCJ350A	SMCJ350CA	GJG	BJG	1	391.00	432.00	350.0	567.0	2.7	1.0
SMCJ400A	SMCJ400CA	GJK	BJK	1	447.00	494.00	400.0	648.0	2.4	1.0
SMCJ440A	SMCJ440CA	GJM	BJM	1	492.00	543.00	440.0	713.0	2.2	1.0
SMDJ5.0A	SMDJ5.0CA	RDE	DDE	1	6.4	7	5	9.2	326.1	800
SMDJ6.0A	SMDJ6.0CA	RDG	DDG	10	6.67	7.37	6	10.3	291.3	800
SMDJ6.5A	SMDJ6.5CA	RDK	DDK	10	7.22	7.98	6.5	11.2	267.9	500
SMDJ7.0A	SMDJ7.0CA	PDM	DDM	10	7.78	8.6	7	12	250	200
SMDJ7.5A	SMDJ7.5CA	PDP	DDP	1	8.33	9.21	7.5	12.9	232.6	100
SMDJ8.0A	SMDJ8.0CA	PDR	DDR	1	8.89	9.83	8	13.6	220.6	50
SMDJ8.5A	SMDJ8.5CA	PDT	DDT	1	9.44	10.4	8.5	14.4	208.3	20
SMDJ9.0A	SMDJ9.0CA	PDV	DDV	1	10	11.1	9	15.4	194.8	10
SMDJ10A	SMDJ10CA	PDX	DDX	1	11.1	12.3	10	17	176.5	5
SMDJ11A	SMDJ11CA	PDZ	DDZ	1	12.2	13.5	11	18.2	164.8	2
SMDJ12A	SMDJ12CA	PEE	DEE	1	13.3	14.7	12	19.9	150.8	2
SMDJ13A	SMDJ13CA	PEG	DEG	1	14.4	15.9	13	21.5	139.5	2
SMDJ14A	SMDJ14CA	PEK	DEK	1	15.6	17.2	14	23.2	129.3	2
SMDJ15A	SMDJ15CA	PEM	DEM	1	16.7	18.5	15	24.4	123	2
SMDJ16A	SMDJ16CA	PEP	DEP	1	17.8	19.7	16	26	115.4	2
SMDJ17A	SMDJ17CA	PER	DER	1	18.9	20.9	17	27.6	108.7	2
SMDJ18A	SMDJ18CA	PET	DET	1	20	22.1	18	29.2	102.7	2
SMDJ20A	SMDJ20CA	PEV	DEV	1	22.2	24.5	20	32.4	92.6	2
SMDJ21A	SMDJ21CA	PHV	DHV	1	23.31	25.73	21	34.1	88	2
SMDJ22A	SMDJ22CA	PEX	DEX	1	24.4	26.9	22	35.5	84.5	2
SMDJ24A	SMDJ24CA	PEZ	DEZ	1	26.7	29.5	24	38.9	77.1	2
SMDJ26A	SMDJ26CA	PFE	DFE	1	28.9	31.9	26	42.1	71.3	2
SMDJ28A	SMDJ28CA	PFG	DFG	1	31.1	34.4	28	45.4	66.1	2
SMDJ30A	SMDJ30CA	PFK	DFK	1	33.3	36.8	30	48.4	62	2
SMDJ33A	SMDJ33CA	PFM	DFM	1	36.7	40.6	33	53.3	56.3	2
SMDJ36A	SMDJ36CA	PFP	DFP	1	40	44.2	36	58.1	51.6	2
SMDJ40A	SMDJ40CA	PFR	DFR	1	44.4	49.1	40	64.5	46.5	2
SMDJ43A	SMDJ43CA	PFT	DFT	1	47.8	52.8	43	69.4	43.2	2
SMDJ45A	SMDJ45CA	PFV	DFV	1	50	55.3	45	72.7	41.3	2
SMDJ48A	SMDJ48CA	PFX	DFX	1	53.3	58.9	48	77.4	38.8	2
SMDJ51A	SMDJ51CA	PFZ	DFZ	1	56.7	62.7	51	82.4	36.4	2
SMDJ54A	SMDJ54CA	RGE	DGE	1	60	66.3	54	87.1	34.4	2
SMDJ58A	SMDJ58CA	PGG	DGG	1	64.4	71.2	58	93.6	32.1	2
SMDJ60A	SMDJ60CA	PGK	DGK	1	66.7	73.7	60	96.8	31	2
SMDJ64A	SMDJ64CA	PGM	DGM	1	71.1	78.6	64	103	29.1	2
SMDJ70A	SMDJ70CA	PGP	DGP	1	77.8	86	70	113	26.5	2
SMDJ75A	SMDJ75CA	PGR	DGR	1	83.3	92.1	75	121	24.8	2
SMDJ78A	SMDJ78CA	PGT	DGT	1	86.7	95.8	78	126	23.8	2
SMDJ85A	SMDJ85CA	PGV	DGV	1	94.4	104	85	137	21.9	2
SMDJ90A	SMDJ90CA	PGX	DGX	1	100	111	90	146	20.5	2

High Power TVS (Continued)

Part Number		Marking Code		Test Current IT (mA)	Breakdown Voltage VBR (B) @IT		Reverse Standoff Voltage V _{RWM} (V)	Maximum Clamping Voltage @I _{pp} (A)	Maximum Peak Pulse Current I _{pp} (A)	Maximum Reverse Leakage @V _{RWM} IR (μA)
Uni-Polar	Bi-Polar	UNI	BI		MIN	MAX				
SMDJ100A	SMDJ100CA	PGZ	DGZ		1	111				
SMDJ110A	SMDJ110CA	PHE	DHE	1	122	135	110	177	16.9	2
SMDJ120A	SMDJ120CA	PHG	DHG	1	133	147	120	193	15.5	2
SMDJ130A	SMDJ130CA	PHK	DHK	1	144	159	130	209	14.4	2
SMDJ150A	SMDJ150CA	PHM	DHM	1	167	185	150	243	12.3	2
SMDJ160A	SMDJ160CA	PHP	DHP	1	178	197	160	259	11.6	2
SMDJ170A	SMDJ170CA	PHR	DHR	1	189	209	170	275	10.9	2
SMDJ180A	SMDJ180CA	PHT	DHT	1	201	222	180	292	10.3	2
SMDJ200A	SMDJ200CA	PHX	DHX	1	224	247	200	324	9.3	2
SMDJ220A	SMDJ220CA	PHZ	DHZ	1	246	272	220	356	8.4	2
SMDJ250A	SMDJ250CA	PIE	DIE	1	279	309	250	405	7.5	2
5.0SMDJ5.0A	5.0SMDJ5.0CA	5RDE	5DDE	10	6.40	7.00	5.0	9.2	543.6	1050.0
5.0SMDJ6.0A	5.0SMDJ6.0CA	5RDG	5DDG	10	6.67	7.37	6.0	10.3	485.5	1050.0
5.0SMDJ6.5A	5.0SMDJ6.5CA	5RDK	5DDK	10	7.22	7.98	6.5	11.2	446.5	750.0
5.0SMDJ7.0A	5.0SMDJ7.0CA	5PDM	5DDM	10	7.78	8.60	7.0	12.0	416.8	300.0
5.0SMDJ7.5A	5.0SMDJ7.5CA	5PDP	5DDP	1	8.33	9.21	7.5	12.9	387.7	150.0
5.0SMDJ8.0A	5.0SMDJ8.0CA	5PDR	5DDR	1	8.89	9.83	8.0	13.6	367.7	70.0
5.0SMDJ8.5A	5.0SMDJ8.5CA	5PDT	5DDT	1	9.44	10.40	8.5	14.4	347.3	30.0
5.0SMDJ9.0A	5.0SMDJ9.0CA	5PDV	5DDV	1	10.00	11.10	9.0	15.4	324.8	12.0
5.0SMDJ10A	5.0SMDJ10CA	5PDX	5DDX	1	11.10	12.30	10.0	17.0	294.2	6.0
5.0SMDJ11A	5.0SMDJ11CA	5PDZ	5DDZ	1	12.20	13.50	11.0	18.2	274.8	2.0
5.0SMDJ12A	5.0SMDJ12CA	5PEP	5BEP	1	13.30	14.70	12.0	19.9	252.0	2.0
5.0SMDJ13A	5.0SMDJ13CA	5PEQ	5BEQ	1	14.40	15.90	13.0	21.5	233.0	2.0
5.0SMDJ14A	5.0SMDJ14CA	5PER	5BER	1	15.60	17.20	14.0	23.2	216.0	2.0
5.0SMDJ15A	5.0SMDJ15CA	5PES	5BES	1	16.70	18.50	15.0	24.4	205.0	2.0
5.0SMDJ16A	5.0SMDJ16CA	5PET	5BET	1	17.80	19.70	16.0	26.0	193.0	2.0
5.0SMDJ17A	5.0SMDJ17CA	5PEU	5BEU	1	18.90	20.90	17.0	27.6	181.5	2.0
5.0SMDJ18A	5.0SMDJ18CA	5PEV	5BEV	1	20.00	22.10	18.0	29.2	172.0	2.0
5.0SMDJ20A	5.0SMDJ20CA	5PEW	5BEW	1	22.20	24.50	20.0	32.4	159.0	2.0
5.0SMDJ22A	5.0SMDJ22CA	5PEX	5BEX	1	24.40	26.90	22.0	35.5	145.1	2.0
5.0SMDJ24A	5.0SMDJ24CA	5PEZ	5BEZ	1	26.70	29.50	24.0	38.9	132.4	2.0
5.0SMDJ26A	5.0SMDJ26CA	5PFE	5BFE	1	28.90	31.90	26.0	42.1	122.3	2.0
5.0SMDJ28A	5.0SMDJ28CA	5PFG	5BFG	1	31.10	34.40	28.0	45.4	113.4	2.0
5.0SMDJ30A	5.0SMDJ30CA	5PFK	5BFK	1	33.30	36.80	30.0	48.4	106.4	2.0
5.0SMDJ33A	5.0SMDJ33CA	5PFM	5BFM	1	36.70	40.60	33.0	53.3	96.6	2.0
5.0SMDJ36A	5.0SMDJ36CA	5PFP	5BFP	1	40.00	44.20	36.0	58.1	88.6	2.0
5.0SMDJ40A	5.0SMDJ40CA	5PFR	5BFR	1	44.40	49.10	40.0	64.5	79.8	2.0
5.0SMDJ43A	5.0SMDJ43CA	5PFT	5BFT	1	47.80	52.80	43.0	69.4	74.2	2.0
5.0SMDJ45A	5.0SMDJ45CA	5PFV	5BFV	1	50.00	55.30	45.0	72.7	70.8	2.0
5.0SMDJ48A	5.0SMDJ48CA	5PFX	5BFX	1	53.30	58.90	48.0	77.4	66.5	2.0
5.0SMDJ51A	5.0SMDJ51CA	5PFZ	5BFZ	1	56.70	62.70	51.0	82.4	62.5	2.0
5.0SMDJ54A	5.0SMDJ54CA	5RGE	5BGE	1	60.00	66.30	54.0	87.1	59.1	2.0
5.0SMDJ58A	5.0SMDJ58CA	5PGG	5BGG	1	64.40	71.20	58.0	93.6	55.0	2.0
5.0SMDJ60A	5.0SMDJ60CA	5PGK	5BGK	1	66.70	73.70	60.0	96.8	53.2	2.0
5.0SMDJ64A	5.0SMDJ64CA	5PGM	5BGM	1	71.10	78.60	64.0	103.0	50.0	2.0
5.0SMDJ70A	5.0SMDJ70CA	5PGP	5BGP	1	77.80	86.00	70.0	113.0	45.6	2.0
5.0SMDJ75A	5.0SMDJ75CA	5PGR	5BGR	1	83.30	92.10	75.0	121.0	42.6	2.0
5.0SMDJ78A	5.0SMDJ78CA	5PGT	5BGT	1	86.70	95.80	78.0	126.0	40.9	2.0
5.0SMDJ85A	5.0SMDJ85CA	5PGV	5BGV	1	94.40	104.00	85.0	137.0	37.6	2.0

High Power TVS (Continued)

Part Number	Uni-Polar	Bi-Polar	Marking Code		Test Current IT (mA)	Breakdown Voltage VBR (B) @IT		Reverse Standoff Voltage V _{RWM} (V)	Maximum Clamping Voltage @I _{pp} (A)	Maximum Peak Pulse Current I _{pp} (A)	Masimum Reverse Leakage @V _{RWM} IR (μA)
			UNI	BI		MIN	MAX				
5.0SMDJ90A		-	5PGX	-	1	100.00	111.00	90.0	146.0	35.3	2.0
5.0SMDJ100A		-	5PGZ	-	1	111.00	123.00	100.0	162.0	31.8	2.0
5.0SMDJ110A		-	5PHE	-	1	122.00	135.00	110.0	177.0	29.1	2.0
5.0SMDJ120A		-	5PHG	-	1	133.00	147.00	120.0	193.0	26.7	2.0
5.0SMDJ130A		-	5PHK	-	1	144.00	159.00	130.0	209.0	24.6	2.0
5.0SMDJ150A		-	5PHM	-	1	167.00	185.00	150.0	243.0	21.2	2.0
5.0SMDJ160A		-	5PHP	-	1	178.00	197.00	160.0	259.0	19.9	2.0
5.0SMDJ170A		-	5PHR	-	1	189.00	209.00	170.0	275.0	18.7	2.0

AUTOMOTIVE

AOS introduces a portfolio of AEC-Q101 qualified Si and SiC discrete power devices, based on proven high efficiency and

reliable technology for automotive applications.

Automotive Efficiency with AlphaSGT™ MOSFETs

Part Number	Channel	BV _{DSS} (V)	R _{DS(ON)} at 4.5V (mΩ)	R _{DS(ON)} at 10V (mΩ)	Package
AOD464	N	105	–	28	DPAK

Automotive xEV Safety with AlphaIGBT™

Part Number	Configuration	V _{CE} (max) (V)	I _C (max) (A)		V _{CE(sat)} (typ) (V)	E _(ON) (typ) (mJ)	E _(OFF) (typ) (mJ)	Package
			25°C	100°C				
AOBS30B65LN	IGBT	650	60	30	1.86	0.74	0.33	TO-263

Automotive xEV Performance with αSiC MOSFETs

Part Number	Description	Qualification	V _{DS} Max (V)	R _{DS(ON)} Typ (mΩ)	V _{GS, OP} (V)	I _D (A)	Package
AOM015V75X2Q <i>New</i>	750V Silicon Carbide MOSFET	Automotive	750	15	15	96	TO247-4L
AOM060V75X2Q <i>New</i>	750V Silicon Carbide MOSFET	Automotive	750	60	15	29	TO247-4L
AOK033V120X2Q	1200V Silicon Carbide MOSFET	Automotive	1200	33	15	68	TO-247-3L
AOM033V120X2Q	1200V Silicon Carbide MOSFET	Automotive	1200	33	15	68	TO-247-4L
AOM065V120X2Q	1200V Silicon Carbide MOSFET	Automotive	1200	65	15	40	TO-247-4L
AOK150V120X2Q	1200V Silicon Carbide MOSFET	Automotive	1200	150	15	20	TO-247-3L

SILICON CARBIDE (SiC) MOSFETs & DIODES

Silicon Carbide (SiC) MOSFETs at 650V, 750V, and 1200V provide the highest level efficiency in medium to high power SMPS. These devices have very low Qrr and exceptionally fast switching speed that perform well in both hard and soft-

switching converters. Target industrial applications include solar inverters, motor drives, charging stations, and telecom/ server power supplies. Automotive AEC-Q101 qualified components are ideal for on-board chargers and inverter drives.

αSiC (AlphaSiC) MOSFETs

Part Number	Description	Qualification	V _{DS} Max (V)	R _{DS(ON)} Typ (mΩ)	V _{GS, OP} (V)	I _D (A)	Package
AOM015V65X2 <i>New</i>	650V Silicon Carbide MOSFET	Industrial	650	15	15	96	TO-247-4L
AOK065V65X2	650V Silicon Carbide MOSFET	Industrial	650	65	15	33	TO-247-3L
AOK033V120X2	1200V Silicon Carbide MOSFET	Industrial	1200	33	15	68	TO-247-3L
AOM033V120X2	1200V Silicon Carbide MOSFET	Industrial	1200	33	15	68	TO-247-4L
AOK065V120X2	1200V Silicon Carbide MOSFET	Industrial	1200	65	15	40	TO-247-3L
AOM065V120X2	1200V Silicon Carbide MOSFET	Industrial	1200	65	15	40	TO-247-4L
AOK150V120X2	1200V Silicon Carbide MOSFET	Industrial	1200	150	15	20	TO-247-3L
AOK500V120X2	1200V Silicon Carbide MOSFET	Industrial	1200	500	15	6.3	TO-247-3L

αSiC (AlphaSiC) Diodes

Part Number	Description	Qualification	Configuration	V _{DC} (V)	I _F (A)	V _F (V)	Q _C (nC)	Package
AOK20120XSD	1200V Silicon Carbide Schottky Diode	Industrial	Dual	1200	20	1.45	136	TO-247-3L
AOK40120XSD	1200V Silicon Carbide Schottky Diode	Industrial	Dual	1200	40	1.45	244	TO-247-3L

MOSFETs, IGBTs, IPMs AND Gate Drivers

AOS pioneered the fab-lite model in the Trench Power MOSFET field, developing leading-edge products that are exclusively manufactured in state-of-the-art 12-inch and 8-inch fabs. Advanced proprietary silicon and packaging are

designed in AOS's US headquarters and are then produced with its very efficient manufacturing model. Our product portfolio covers 6V to 1000V MOSFETs; 600V, 650V, 700V, 1200V, and 1350V IGBTs; 600V 3-phase motor drives IPMs, and Gate Drivers.

Low Voltage MOSFETs

Part Number	Package	Configuration	Polarity	ESD Diode	Schottky Diode	V _{DS} (V)	V _{GS} (±V)	I _D (A) 25°C	P _D (W) 25°C	R _{DS(ON)} (mΩ max) at V _{GS} =				VGS(th) (max V)	Ciss (pF)	Coss (pF)	Crss (pF)	Qg (nC)	Qgd (nC)	Trr (ns)	Qrr (nC)
										10V	4.5V	2.5V	1.8V								
AlphaDFN™ 0.97x0.97																					
AOC2421	MCSP 0.97x0.97A	Single	P	Yes	No	-8	5	-2.5	0.6			60	72	-0.7	752	178	104	7.5	1	12	4
AOC2874	MCSP 0.97x0.97B	Common Drain	N	Yes	No	20	12	4.5	1.1		48	72	1.3					11.5			
AlphaDFN™ 1.2x1.2																					
AOCA32116E	MCSP 1.2x1.2	Common Drain	N	Yes	No	20	12	6	1.7		36 ⁽²⁾	55 ⁽²⁾	1.3					5.5			
AlphaDFN™ 1.5x1.5																					
AOC2804B	MCSP 1.5x1.5	Common Drain	N	Yes	No	20	12	6	1.3		34 ⁽²⁾	56 ⁽²⁾	1.3					9.5			
AlphaDFN™ 1.7x1.7																					
AOC2870	MCSP 1.7x1.17	Common Drain	N	Yes	No	20	12	10	1.4		11.9	20	1.3					11.5			
AlphaDFN™ 1.79x1.18																					
AOCA24108E	MCSP 1.79x1.18	Common Drain	N	Yes	No	12	8	14	2.2		7.5	11	1.1					15			
AlphaDFN™ 1.84x1.96																					
AOCA32106E	MCSP 1.84x1.96	Common Drain	N	Yes	No	12	8	25	2.8		3.4	5.3	1.1					23			
AlphaDFN™ 1.90x1.30A																					
AOCA32301	MCSP 1.90x1.30A	Common Drain	N	Yes	No	30	16	9	1.9	18	24		1.9					24.5			
AlphaDFN™ 1.90x1.6																					
AOCA24106C	MCSP 1.90x1.6	Common Drain	N	Yes	No	12	8	20	2.7		5.6	8.5	1.1					16			
AOCA24106E	MCSP 1.90x1.6	Common Drain	N	Yes	No	12	8	20	2.7		5.6	8.5	1.1					18			
AlphaDFN™ 2.52x2.52																					
AOCA33103E	MCSP 2.52x2.52	Common Drain	N	Yes	No	12	8	40	3.1		1.8	2.8	1.3					45			
AlphaDFN™ 2.98x1.49																					
AOCA33104A	MCSP 2.98x1.49	Common Drain	N	Yes	No	12	8	30	3.1		2.8	4.2	1.3					32			
AOCA33104E	MCSP 2.98x1.49	Common Drain	N	Yes	No	12	8	30	3.1		2.8	4.2	1.2					36			
AlphaDFN™ 3x2.74																					
AOCA33102E	AlphaDFN3x2.74	Common Drain	N	Yes	No	12	8	50	4.2		1.4	2.2	1.3					68			
AlphaDFN™ 3.01x1.52																					
AOC3870A	MCSP 3.01x1.52A	Common Drain	N	Yes	No	12	8	22	2.3		3.7	5.6	1.1					32			
AOC3870C	MCSP 3.01x1.52B	Common Drain	N	Yes	No	12	8	25	3.1		3.8	5.6	1.1					32			
AlphaDFN™ 3.05x1.77																					
AOC3860A	MCSP 3.05x1.77A	Common Drain	N	Yes	No	12	8	25	2.5		3.5	5	1.0					44			
AOC3860C	MCSP 3.05x1.77B	Common Drain	N	Yes	No	12	8	25	3.1		3.5	5	1.1					36			
AlphaDFN™ 3.2x2.1																					
AOCA36116C	MCSP 3.2x2.1	Common Drain	N	Yes	No	24	12	30	3.1		3.1	5	1.2					35			
AlphaDFN™ 3.37x1.47																					
AOCA32317	MCSP 3.37x1.47	Common Drain	N	Yes	No	30	20	17	3.1	7.3	10.2		2					50			
AlphaDFN™ 3.4x1.96																					
AOCA36102E	MCSP 3.4x1.96	Common Drain	N	Yes	No	12	8	20	2.5		5	7	1.1					35			

1. Not recommended for new designs. Please contact your local sales office for a replacement part, if any.
2. On-resistance Static Source-Source, otherwise Static Drain-Source.

* R_{DS(ON)} measured at V_{GS} other than 10V, 4.5V or 1.8V.
† Qg measured with V_{GS} = 10V. In all other cases V_{GS} = 4.5V.

Low Voltage MOSFETs (Continued)

Part Number	Package	Configuration	Polarity	ESD Diode	Schottky Diode	V _{DS} (V)	V _{GS} (±V)	I _D (A)	P _D (W)	R _{DS(ON)} (mΩ max) at V _{GS} =				V _{GS(th)} (max V)	C _{iss} (pF)	C _{oss} (pF)	C _{rss} (pF)	Q _g (nC)	Q _{gd} (nC)	T _{rr} (ns)	Q _{rr} (nC)
								25°C	25°C	10V	4.5V	2.5V	1.8V								
AlphaDFN™ 3.55x1.77																					
AOC3862	MCSP 3.55x1.77	Common Drain	N	Yes	No	12	8	27	2.5	3.0	4.4		1.2				46				
AOC3878	MCSP 3.55x1.77	Common Drain	N	Yes	No	12	8	35	3.1	2	3.3		1.1				60				
DFN 1.6x0.6																					
AON1606	DFN 1.6x0.6	Single	N	Yes	No	20	8	0.7	0.9	275	335	390	1	62.5	12.5	9	0.85	0.25			
AON1605	DFN 1.6x0.6	Single	P	Yes	No	-20	8	0.7	0.9	710	930	1250	-1.1	50	12	7.5	0.75	0.2			
DFN 1.6x1.6																					
AON1634	DFN 1.6x1.6A	Single	N	Yes	No	30	12	4	1.8	54	62	82	1.5	245	35	20	2.6	1	6.5	7.5	
DFN 2x2																					
AON2420	DFN 2x2	Single	N	No	No	30	20	8	2.8	11.7	17.5		2.2	552	227	28	4.3	1.7	13.2	3.2	
AON2410	DFN 2x2	Single	N	No	No	30	12	8	2.8	21	28		1.5	813	98	56	8	2.6	10	2.4	
AON2802	DFN 2x2	Dual	N	Yes	No	30	12	2	2.1	60	68	88	1.5	245	35	20	2.6	1	2	3	
AON2810	DFN 2x2	Dual	N	Yes	No	30	12	2	2.5	44	52	74	1.4	235	75	15	2.2	0.7	7.2	1.3	
AON2812	DFN 2x2	Dual	N	Yes	No	30	12	4.5	2.5	37	45	70	1.4	235	75	15	2.2	0.7	7.2	1.3	
AON2408	DFN 2x2	Single	N	No	No	20	12	8	2.8	14.5	19		1.2	782	158	98	7	2.4	11	2.7	
AONT32136C	DFN 2x2	Single	N	Yes	No	20	12	8	2.7	22	26		1.25	660	100	80	7	2	8	6	
AON2406	DFN 2x2	Single	N	No	No	20	8	8	2.8	12.5	15	19	1	1140	165	110	12.5	2.7	11	3	
AON2403	DFN 2x2	Single	P	No	No	-12	8	-8	2.8	21	28	40	-0.9	1370	350	258	12.7	3.4	20.7	5.2	
AON2405	DFN 2x2	Single	P	No	No	-20	8	-8	2.8	32	41	56	-0.9	1025	167	119	13	3.4	15	4	
AON2801	DFN 2x2	Dual	P	No	No	-20	8	-3	1.1	120	160	200	-1	540	90	63	5	1	21	9.1	
AON2803	DFN 2x2	Dual	P	No	No	-20	8	-3.8	1.5	70	90	115	-1	560	80	70	8.5	2.1	37	27	
DFN 2x5																					
AON5802BG	DFN 2x5	Common Drain	N	Yes	No	30	12	11	3.1	6.5	8.5		1.5	1050	90	65	10.5	4	8	10	
AON5816	DFN 2x5	Common Drain	N	Yes	No	20	12	12	1.7	17	23		1.3	2170	330	270	22	6	23	45	
AON5820	DFN 2x5	Common Drain	N	Yes	No	20	12	10	1.7	9.5	13		1	1255	200	168	12.5	6.5	11	15	
DFN 3x2																					
AON4420L	DFN 3x2	Single	N	No	No	30	20	10	1.6	19	25		2.5	550	110	55	4.6	2.2	11	13	
AON4605	DFN 3x2	Complementary	N	No	No	30	20	4.3	1.9	65	115		3	238	35	30	3.1	1.6	7.5	2.5	
AON4407	DFN 3x2	Single	P	Yes	No	-12	8	-9	2.5	20	25	31	-0.85	1740	334	200	19	5.3	22	17	
AON4703	DFN 3x2	Single	P	No	Yes	-20	8	-3.4	1.7	90	120	160	-1	540	80	49	6.1	1.6	37	27	
AON4803	DFN 3x2	Dual	P	No	No	-20	8	-3.4	1.7	90	120	165	-1	540	80	49	6.1	1.6	21	7.5	
AON4805L	DFN 3x2	Dual	P	No	No	-20	8	-4.5	2	65	85	115	-1	560	80	70	8.5	2.1	37	27	
AON4421	DFN 3x2	Single	P	No	No	-30	20	-8	2.5	26	34		-1.8	930	170	120	8.6	3.4	18	32	
AON4605	DFN 3x2	Complementary	P	No	No	-30	20	-3.4	1.9	110	180		-3	290	42	44	3	1.6	11.3	4.4	
DFN 3x3																					
AONR66406	DFN 3x3	Single	N	No	No	40	20	30	27	6.1	9.4		2.5	1480	245	13	8.5	3	11	21	
AON3414	DFN 3x3	Single	N	Yes	No	30	20	10.5	3.1	17	23		2.4	690	105	80	7.5	3	7.5	11.5	
AON3611	DFN 3x3	Complementary	N	No	No	30	20	5	2.1	50	70		2.5	170	35	23	2	1	7.5	2.5	
AON7380	DFN 3x3	Single	N	No	No	30	20	24	24	6.8	10.5		2.2	825	335	40	6.2	2.6	11	17	
AON7400A	DFN 3x3	Single	N	No	No	30	20	40	25	7.5	10.5		2.5	1150	180	105	9.5	5	8.7	13.5	
AON7422G	DFN 3x3	Single	N	Yes	No	30	20	32	28	4.6	7.2		2.4	2300	240	210	20	12	11	15	
AON7466	DFN 3x3	Single	N	No	No	30	25	30	25	7.5	10.5		2.5	1150	180	105	4.6	5	8.7	13.5	
AON7502	DFN 3x3	Single	N	No	No	30	25	30	31	4.7	7.6*		3	1022	574	63	6.2	3.5	15.3	20	
AON7506	DFN 3x3	Single	N	No	No	30	20	12	20.5	9.8	15.8		2.3	542	233	31	4.3	1.7	9.7	11.5	
AON7522E	DFN 3x3	Single	N	No	No	30	20	34	31	4	6.8		2.2	1540	485	448	19.7	15	15.2	22.2	

1. Not recommended for new designs. Please contact your local sales office for a replacement part, if any.
2. On-resistance Static Source-Source, otherwise Static Drain-Source.

* R_{DS(ON)} measured at V_{GS} other than 10V, 4.5V or 1.8V.
† Q_g measured with V_{GS} = 10V. In all other cases V_{GS} = 4.5V.

Low Voltage MOSFETs (Continued)

Part Number	Package	Configuration	Polarity	ESD Diode	Schottky Diode	V _{DS} (V)	V _{GS} (±V)	I _D (A) 25°C	P _D (W) 25°C	R _{DS(ON)} (mΩ max) at V _{GS} =				V _{GS(th)} (max V)	C _{iss} (pF)	C _{oss} (pF)	C _{rss} (pF)	Q _g (nC)	Q _{gd} (nC)	T _{rr} (ns)	Q _{rr} (nC)
										10V	4.5V	2.5V	1.8V								
AON7524	DFN 3x3	Single	N	Yes	No	30	12	28	32	3.3	4	5.8	1.2	2250	800	65	16	5.2	16	23	
AON7530	DFN 3x3	Single	N	No	No	30	20	30	24	4.7	7.2		2.2	1320	530	70	8.8	4	13.5	20.6	
AON7534	DFN 3x3	Single	N	No	No	30	20	30	23	5	8.5		2.2	1037	441	61	6.8	3.6	12.7	17.2	
AON7538	DFN 3x3	Single	N	No	No	30	20	30	24	5.1	8.2		2.2	1128	435	59	7.4	2.3	13.3	25	
AON7544	DFN 3x3	Single	N	No	No	30	20	30	23	5	8.5		2.2	951	373	62	7.5	3.2	10.2	13.6	
AON7566	DFN 3x3	Single	N	Yes	No	30	20	34	30	3.7	5.2		2.4	3020	330	280	28	17.5	12	20	
AON7611	DFN 3x3	Complementary	N	No	No	30	20	9	7	50	70		2.5	170	35	23	2	1	7.5	2.5	
AON7934	DFN 3x3	Asymmetric	N	No	No	30	20	16	23	10.2	15.8		2.2	485	235	32	3.9	2.1	9.9	12.9	
AON7934	DFN 3x3	Asymmetric	P	No	No	30	20	18	25	7.7	11.6		2.2	807	314	40	6	3	11.3	15	
AON3818	DFN 3x3	Common Drain	N	Yes	No	24	12	8	2.7		13.5	21	1.2	840	210	205	9.5	4.5	1.7	5.2	
AON3820	DFN 3x3	Common Drain	N	Yes	No	24	12	8	2		8.9	11.8	1.3	1325	250	220	12.5 [†]	6			
AON3814	DFN 3x3	Common Drain	N	Yes	No	20	12	6	2.5		17	24	1.1	920	155	75	11	3.2	7.9	4.4	
AON3816	DFN 3x3	Common Drain	N	Yes	No	20	12	4	2.5		22	28	1.1	920	155	75	11	3.2	7.9	4.4	
AON3402	DFN 3x3	Single	N	Yes	No	20	12	12	3	13	17	26	1	1810	232	200	17.9	4.7	20.2	8	
AON7404G	DFN 3x3	Single	N	No	No	20	12	20	28		5.3	6.8	1.25	3300	485	370	31	8	17	30	
AONR26309A	DFN 3x3	Complementary	N	Yes	No	30	20	14	7	20	26		2.3	600	70	60	6	2.5	5	6	
AONR32314	DFN 3x3	Single	N	No	No	30	20	30	24	8.7	12.3		2.25	1420	150	95	10	4	7.5	9	
AONR32320C	DFN 3x3	Single	N	No	No	30	20	12	11	21	30		2.3	650	70	50	7	2.5	5	5	
AONR36326C	DFN 3x3	Single	N	No	No	30	20	12	20.5	9.8	15.9		2.3	540	230	30	4.3	1.7	9.7	11.5	
AONR36328	DFN 3x3	Single	N	No	No	30	16	20	24	8.4	11.5		2.1	700	180	24	5	1.8	9.1	12.7	
AONH36328	DFN 3x3	Asymmetric	N	Yes	No	30	16	18	23	8.5	11.5		2.1	700	180	24	5	1.8	9	13	
AONH36328	DFN 3x3	Asymmetric	N	Yes	No	30	16	18	23	8.5	11.5		2.1	700	180	24	5	1.8	9	13	
AONR36329	DFN 3x3	Single	N	Yes	No	30	20	20	20.8	10.5	15.5		2.25	600	150	20	4	1.5	9	14	
AONR36366	DFN 3x3	Single	N	No	No	30	20	34	28	3.5	5.2		2.1	1835	480	45	11	2.2	13	24	
AONR36368	DFN 3x3	Single	N	No	No	30	20	32	24	5	7.5		2.1	1305	340	33	7.5	2.2	11	18	
AONU32320	DFN 3x3	Common Drain	N	Yes	No	30	20	15	16.5	13	18.5		2.3	1500	160	130	13	5.5	7	10	
AON7407	DFN 3x3	Single	P	No	No	-20	8	-40	29		9.5	12.5	18	-0.9	3495	528	425	44 [†]	11	33	100
AONR21117	DFN 3x3	Single	P	No	No	-20	8	-34	43		4.8	7.2		-1.1	6560	770	700	63	19	38	105
AON3419	DFN 3x3	Single	P	No	No	-30	20	-10	3.1	19	32		-2.5	1040	180	125	9.6	4.5	11.5	25	
AON3611	DFN 3x3	Complementary	P	No	No	-30	20	-6	2.5	38	62		-2.4	520	100	65	4.6	2.2	11	5.3	
AON7611	DFN 3x3	Complementary	P	No	No	-30	20	-18.5	20.8	38	62		-2.4	520	100	65	4.6	2.2	11	5.3	
AONR21307	DFN 3x3	Single	P	No	No	-30	25	-24	28	11	18.5		-2.3	1995	300	260	17	8.8	13.3	20	
AONR21311C	DFN 3x3	Single	P	Yes	No	-30	20	-12	11	40	61		-2.2	720	80	70	6	3	10	13	
AONR21321	DFN 3x3	Single	P	No	No	-30	25	-24	24	16.5	29.5		-2.3	1180	185	155	11	3	10	15	
AONR21357	DFN 3x3	Single	N	No	No	-30	25	-34	30	7.8	12.3		-2.3	2830	430	365	25	12	62	32	
AONR26309A	DFN 3x3	Complementary	P	Yes	No	-30	20	-21	20.8	32	55		-2.2	1100	120	105	11	6.5	12	17	
DFN 3.3x3.3																					
AON7318	DFN 3.3x3.3	Single	N	No	No	30	20	50	39	1.95	3.1		2.3	2840	740	80	16.5	4	15.5	36.5	
AON7428	DFN 3.3x3.3	Single	N	No	No	30	20	50	83	2.8	3.6		2.3	2600	430	280	24	8	18	37	
AON7442	DFN 3.3x3.3	Single	N	No	No	30	20	50	83	1.9	3.3		2.2	2994	1276	196	23	10	20	46	
AON7528	DFN 3.3x3.3	Single	N	Yes	No	30	20	50	83	2	3.4		2.2	2895	1439	149	21.3	9	22.3	54	
AON7421	DFN 3.3x3.3	Single	P	No	No	-20	12	-50	83	4.6	5.8	9	-1.2	4550	823	563	44	14	30	75	
DFN 3.3x3.3 (XSPairFET™)																					
AONP36320	DFN 3.3x3.3	Dual	N	No	No	30	20	100	50	3.2	5.2		2.1	1700	460	45	10	3	13	24	
AONP36332	DFN 3.3x3.3	Asymmetric	N	No	No	30	12	50	33	3.7	4.7		1.9	1520	330	35	10	2.2	12	21	
AONP36332	DFN 3.3x3.3	Asymmetric	N	No	No	30	12	50	30	4.7	5.9		1.9	1520	330	35	7.5	2.2	12	21	

1. Not recommended for new designs. Please contact your local sales office for a replacement part, if any.
2. On-resistance Static Source-Source, otherwise Static Drain-Source.

* R_{DS(ON)} measured at V_{GS} other than 10V, 4.5V or 1.8V.
† Q_g measured with V_{GS} = 10V. In all other cases V_{GS} = 4.5V.

Low Voltage MOSFETs (Continued)

Part Number	Package	Configuration	Polarity	ESD Diode	Schottky Diode	V _{DS} (V)	V _{GS} (±V)	I _D (A)	P _D (W)	R _{DS(ON)} (mΩ max) at V _{GS} =				V _{GS(th)}	C _{iss}	C _{oss}	Cr _{ss}	Q _g	Q _{gd}	T _{rr}	Q _{rr}
								25°C	25°C	10V	4.5V	2.5V	1.8V	(max V)	(pF)	(pF)	(pF)	(nC)	(nC)	(ns)	(nC)
AONP36336	DFN 3.3x3.3	Asymmetric	N	No	No	30	12	50	33	4.7	5.7		1.9	1330	280	35	8	2	11	19	
AONP36336	DFN 3.3x3.3	Asymmetric	N	No	No	30	12	50	30	5.8	7.3		1.9	940	210	30	6	1.6	10	14	
AONP38324	DFN 3.3x3.3	Dual	N	No	No	30	12	134	69	2.4	2.9		1.8	1940	520	45	12	2.1	15	32	
AONP38324	DFN 3.3x3.3	Dual	N	No	No	30	12	110	46	2.3	2.9		1.8	1940	520	45	12	2.1	15	32	
AONE36132	DFN 3.3x3.3	Asymmetric	N	No	No	25	12	60	25	4.6	6		1.8	880	250	55	6.5	2.5	9	11.5	
AONE36132	DFN 3.3x3.3	Asymmetric	N	No	No	25	12	60	35.5	1.4	1.7		1.8	3215	860	200	25	5	16	33.5	
DFN 4x3A																					
AONL32328	DFN 4x3	Complementary	N	No	No	30	20	85	50	1.85	2.5		2.2	3100	875	105	20	6	17	36	
AONL32328	DFN 4x3	Complementary	P	No	No	-30	20	-7	2.6	27	45		2.4	510	220	22	3.5	1.4	11	12	
DFN 5x6																					
AONS66909	DFN 5x6	Single	N	No	No	100	20	160	208	4.2			3.7	4100	1110	13	52	8	38	260	
AONS66609	DFN 5x6	Single	N	No	No	60	20	304	215	1.25			3.3	6350	1800	55	90	21	35	150	
AONS66612	DFN 5x6	Single	N	No	No	60	20	100	208	1.65			3.5	5300	1500	50	78	20	30	135	
AONS66620	DFN 5x6	Single	N	No	No	60	20	24	36.5	9			3.6	1070	310	12	16 [†]	3.6	18	58	
AON6590A	DFN 5x6	Single	N	No	No	40	20	100	208	0.99	1.5		2.3	8320	1438	85	45	7	26	83	
AON6204	DFN 5x6	Single	N	No	No	30	20	24	31	12	18		2.4	510	220	22	3.5	1.4	11	17	
AON6312	DFN 5x6	Single	N	No	No	30	20	85	50	1.85	2.5		2.2	3100	875	105	20	6	17	36	
AON6314	DFN 5x6	Single	N	No	No	30	30	85	32.5	2.8	3.5		2.0	1900	400	60	13	3.6	12	21.5	
AON6354	DFN 5x6	Single	N	No	No	30	20	83	36	3.3	5.2		2.2	1330	360	55	10	3.5	11	17	
AON6358	DFN 5x6	Single	N	No	No	30	20	85	48	2.2	3.6		2.2	2200	1000	100	15	4.7	17	42	
AON6366E	DFN 5x6	Single	N	Yes	No	30	20	34	46	3.7	5.2		2.4	3020	330	280	28	17	12	20	
AON6380	DFN 5x6	Single	N	No	No	30	20	24	26	6.8	10.5		2.2	825	335	40	6.2	2.6	11	17	
AON6384	DFN 5x6	Single	N	No	No	30	20	83	36	3.3	5.2		2.2	1330	360	55	10	3.5	11	17	
AON6414A	DFN 5x6	Single	N	No	No	30	20	50	31	8	10.5		2.5	1150	180	105	9.5	5	8.7	13.5	
AON6500	DFN 5x6	Single	N	No	No	30	20	200	83	0.95	1.3		2	7036	2778	353	49.7	21.4	31	106	
AON6528	DFN 5x6	Single	N	No	No	30	20	30	25	6.3	9.8		2.2	1037	441	61	6.8	3.6	12.7	17.2	
AON6548	DFN 5x6	Single	N	No	No	30	20	85	83	1.8	2.5		2.2	4290	1680	300	31.2	14.6	23.5	60	
AON6552	DFN 5x6	Single	N	No	No	30	20	30	25	5	8.5		2.2	1037	441	61	6.8	3.6	12.7	17.2	
AON6558	DFN 5x6	Single	N	No	No	30	20	30	24	5.1	8.2		2.2	1128	435	59	7.4	2.3	13.3	25	
AON6560	DFN 5x6	Single	N	No	No	30	20	200	208	0.68	1.1		2.2	11500	3400	3100	130	92	38.5	120	
AON6566	DFN 5x6	Single	N	No	No	30	20	32	25	5	8.5		2.4	1300	530	75	8.5	2.5	14	25	
AON6572	DFN 5x6	Single	N	No	No	30	12	85	48	3.2	3.9		2	3290	855	135	20.3	4.4	16.5	31	
AON6576	DFN 5x6	Single	N	No	No	30	20	32	26	4.7	7.2		2.2	1320	530	70	8.8	4	13.5	20.6	
AON6586	DFN 5x6	Single	N	No	No	30	20	35	41	7.5	10.5		2.5	1150	180	105	9.5	5	8.7	13.5	
AON6588	DFN 5x6	Single	N	No	No	30	20	32	46	3.3	4.8		2.2	2160	915	115	14	6.3	16.5	34.2	
AON6594	DFN 5x6	Single	N	No	No	30	20	35	39	7	11		2.2	1037	441	61	6.8	3.6	12.7	17.2	
AON6661	DFN 5x6	Complementary	N	No	No	30	20	16	12.5	14	18		2.5	760	125	70	6.6	3	7	8	
AON6667	DFN 5x6	Complementary	N	No	No	30	20	16	10	25	35		2.6	373	67	41	3.5	1.6	6	6.6	
AON6816	DFN 5x6	Dual	N	Yes	No	30	20	16	21	6.2	9.6		2.2	1540	485	448	19.7	15	15.2	22.2	
AOND32324	DFN 5x6	Dual	N	No	No	30	20	16	12.5	14	18		2.5	760	125	70	6.6	3	7	8	
AONS30300	DFN 5x6	Single	N	No	No	30	20	710	483	0.58	1.2		1.6	12215	4020	360	66	16	35	160	
AONS32302	DFN 5x6	Single	N	No	No	30	20	220	119	1.35	1.9		2.3	6060	710	550	54	25	16	40	
AONS32303	DFN 5x6	Single	N	No	No	30	20	200	119	1.7	3.2		2	7900	740	470		14	16	40	
AONS32304	DFN 5x6	Single	N	No	No	30	20	140	78	2.3	3.2		2.1	5970	580	340	40	13	13	25	
AONS32306	DFN 5x6	Single	N	No	No	30	20	36	50	3.6	4.7		2.1	4080	410	265	29	9.5	11	19	

1. Not recommended for new designs. Please contact your local sales office for a replacement part, if any.
2. On-resistance Static Source-Source, otherwise Static Drain-Source.

* R_{DS(ON)} measured at V_{GS} other than 10V, 4.5V or 1.8V.
† Q_g measured with V_{GS} = 10V. In all other cases V_{GS} = 4.5V.

Low Voltage MOSFETs (Continued)

Part Number	Package	Configuration	Polarity	ESD Diode	Schottky Diode	V _{DS} (V)	V _{GS} (±V)	I _D (A)	P _D (W)	R _{DS(ON)} (mΩ max) at V _{GS} =				V _{GS(th)}	C _{iss}	C _{oss}	Cr _{ss}	Q _g	Q _{gd}	T _{rr}	Q _{rr}
								25°C	25°C	10V	4.5V	2.5V	1.8V	(max V)	(pF)	(pF)	(pF)	(nC)	(nC)	(ns)	(nC)
AONS32310	DFN 5x6	Single	N	No	No	30	20	400	400	1.05	1.43		1.8	15350	1430	900	110	35	20	65	
AONS32314	DFN 5x6	Single	N	No	No	30	20	32	25	8.7	12.3		2.25	1420	150	95	10	4	7.5	9	
AONS34304C	DFN 5x6	Single	N	No	No	30	20	200	208	0.68			2.2	11200	3350	3150	150	92	37	131	
AONS36302	DFN 5x6	Single	N	No	No	30	20	146	57	1.8	2.6		2.2	3860	1020	130	28	9.5	18	58	
AONS36304	DFN 5x6	Single	N	No	No	30	12	85	42	3	3.5		1.9	2430	460	75	18.5	6.5	13	29	
AONS36312	DFN 5x6	Single	N	No	No	30	12	85	48	2.1	2.6		1.9	2500	530	75	18	4	14	27	
AONS36314	DFN 5x6	Single	N	No	No	30	12	85	42	2.9	3.5		1.9	1890	395	55	11.5	2.5	12	21	
AONS36316	DFN 5x6	Single	N	No	No	30	12	32	26	4.1	4.9		1.9	2005	430	50	13.5	3.5	12	21	
AONS36344	DFN 5x6	Single	N	No	No	30	20	83	36	3.28	5.15		2.2	1320	350	54	10	3.6	11	17	
AONS36346	DFN 5x6	Single	N	No	No	30	20	60	31	5.5	9.5		2.1	800	240	35	5	2	10	13	
AONS36348	DFN 5x6	Single	N	No	No	30	20	50	26	7	11.5		2.1	800	240	35	5	2	10	13	
AONS38108	New	DFN 5x6	Single	N	No	No	25	16	355	192	1		2.6	4220	1500	150	80	3.5	22	67	
AONS38203	DFN 5x6	Single	N	No	No	25	16	311	208	0.58	0.9		2.1	8350	2860	260	46	11	30	120	
AON6522	DFN 5x6	Single	N	No	No	25	20	200	83	950	1.3		2	7036	2778	353	49.7	21.4	31	106	
AONS32100	DFN 5x6	Single	N	No	No	25	20	400	400	0.73	1.08		1.6	15200	2000	1400	115	115	25	70	
AON6411	DFN 5x6	Single	P	No	No	-20	12	-85	156	2.1	2.5	3.6	-1.3	10290	1910	1395	100	36	48	178	
AONS21113	DFN 5x6	Single	P	No	No	-20	12	-70	138	2.2	2.5	3.6	-1.1	18700	2050	1880	180	48	68	280	
AON6661	DFN 5x6	Complementary	P	No	No	-30	20	-16	20	22	35		-2.5	1040	180	125	9.6	4.6	11.5	25	
AON6667	DFN 5x6	Complementary	P	No	No	-30	20	-16	20	22	35		-2.5	1040	180	125	9.6	4.6	11.5	25	
AON6407	DFN 5x6	Single	P	No	No	-30	25	-85	83	4.5	6*		-2.6	3505	900	650	75†	23	35	75	
AOND32324	DFN 5x6	Dual	P	No	No	-30	20	-16	30	12	19.5		-2.3	1995	300	260	17	8.8	13.3	20	
AONS21303C	DFN 5x6	Single	P	No	No	-30	20	-70	138	2.8	4		-2.3	13240	1360	1150	100	40	20	63	
AONS21307	DFN 5x6	Single	P	No	No	-30	25	-24	38	11	18.5		-2.3	1995	300	260	17	8.8	13.3	20	
AONS21357	DFN 5x6	Single	N	No	No	-30	25	-36	48	7.8	12.3		-2.3	2830	430	365	25	12	62	32	
DFN 5x6 (PairFET™)																					
AON6810	DFN 5x6	Common Drain	N	Yes	No	30	20	20	31	4.4	6.5		2.2	1720	746	61	11	3.2	20	30	
AON6812	DFN 5x6	Common Drain	N	Yes	No	30	20	28	31	4	6		2.2	1720	746	61	11	3.2	20	30	
AON6906A	DFN 5x6	Asymmetric	N	No	No	30	20	48	45	11.7	17.5		2.3	570	260	20	3.5	1.4	8.6	14.1	
AON6906A	DFN 5x6	Asymmetric	N	No	No	30	20	37	31	14.4	21.3		2.4	510	220	22	3.3	1.4	9	14.7	
AON6912A	DFN 5x6	Asymmetric	N	No	No	30	20	52	30	7.3	10.4		2.5	1090	125	38	7	2.5	7	8	
AON6912A	DFN 5x6	Asymmetric	N	No	No	30	20	34	22	13.7	19.3		2.5	760	490	70	6.6	3	13	25	
AON6926	DFN 5x6	Asymmetric	N	No	No	30	20	50	35	8.5	12		2.4	1130	180	40	8	3	6.7	13.5	
AON6926	DFN 5x6	Asymmetric	N	No	No	30	20	44	31	11	14		2.5	1150	465	105	9.5	5	12	23	
AON6946	DFN 5x6	Asymmetric	N	No	No	30	20	16	7.3	11.6	17		2.2	485	235	32	3.9	2.1	9.9	12.9	
AON6946	DFN 5x6	Asymmetric	N	No	No	30	20	18	13	7.8	11.8		2.2	807	314	40	6	3	11.3	15	
AON6980	DFN 5x6	Asymmetric	N	No	No	30	20	28	23.5	6.8	10.3		2.2	1095	270	28	6.4	2	11	24	
AON6980	DFN 5x6	Asymmetric	N	No	Yes	30	12	36	32	3.8	4.9		2	3440	515	60	21	3.7	15.7	31.8	
AON6982	DFN 5x6	Asymmetric	N	No	No	30	20	50	21	5.2	8.4		2.2	810	335	39	6	2.3	11	19	
AON6982	DFN 5x6	Asymmetric	N	No	Yes	30	12	85	45	2	2.45		1.9	3080	920	99	20.7	5.5	17.5	43	
AON6984	DFN 5x6	Asymmetric	N	No	No	30	20	50	21	5.2	8.4		2.2	810	335	39	6	2.3	11	19	
AON6984	DFN 5x6	Asymmetric	N	No	Yes	30	12	82	31	2.8	3.45		1.9	2120	700	69	16.8	4.9	15.5	33	
AON6992	DFN 5x6	Asymmetric	N	No	No	30	20	50	21	5.2	8.6		2.2	820	340	40	6.1	2.4	11	19	
AON6992	DFN 5x6	Asymmetric	N	No	Yes	30	12	85	45	2	2.5		1.9	3110	930	100	21	5.6	17.5	43	
AON6994	DFN 5x6	Asymmetric	N	No	No	30	20	50	21	5.2	8.6		2.2	820	340	40	6.1	2.4	11	19	
AON6994	DFN 5x6	Asymmetric	N	No	Yes	30	12	82	31	2.8	3.5		1.9	2150	710	70	17	5	15.5	33	
AON6996	DFN 5x6	Asymmetric	N	No	No	30	20	50	21	5.2	8.6		2.2	820	340	40	6.1	2.4	11	19	

1. Not recommended for new designs. Please contact your local sales office for a replacement part, if any.
2. On-resistance Static Source-Source, otherwise Static Drain-Source.

* R_{DS(ON)} measured at V_{GS} other than 10V, 4.5V or 1.8V.
† Q_g measured with V_{GS} = 10V. In all other cases V_{GS} = 4.5V.

Low Voltage MOSFETs (Continued)

Part Number	Package	Configuration	Polarity	ESD Diode	Schottky Diode	V _{DS} (V)	V _{GS} (±V)	I _D (A) 25°C	P _D (W) 25°C	R _{DS(ON)} (mΩ max) at V _{GS} =				VGS(th) (max V)	Ciss (pF)	Coss (pF)	Crss (pF)	Qg (nC)	Qgd (nC)	Trr (ns)	Qrr (nC)
										10V	4.5V	2.5V	1.8V								
AON6996	DFN 5x6	Asymmetric	N	No	Yes	30	12	60	22	3.9	5		1.9	1350	450	60	10.5	3	13	22	
AON6998	DFN 5x6	Asymmetric	N	No	No	30	20	50	21	5.2	8.6		2.2	820	340	40	6.1	2.4	11	19	
AON6998	DFN 5x6	Asymmetric	N	No	Yes	30	12	82	31	2.6	2.99		1.9	2150	710	70	17	5	15.5	33	
AONY36302	DFN 5x6	Asymmetric	N	No	No	30	20	51	21	5.2	8.6		2.2	1000	290	50	8	4.1	11	19	
AONY36302	DFN 5x6	Asymmetric	N	No	No	30	12	85	44.5	2.2	2.6		1.9	2555	520	75	16	3	14	26.5	
AONY36304	DFN 5x6	Asymmetric	N	No	No	30	20	51	21	5.2	8.6		2.2	1000	290	50	8	4.1	11	19	
AONY36304	DFN 5x6	Asymmetric	N	No	No	30	12	83	31.5	2.8	3.5		1.9	1890	395	55	11.5	2.5	12	21	
AONY36306	DFN 5x6B	Asymmetric	N	No	No	30	20	32	22	6	8.6		2.2	1000	300	50	8	3.5	11	19	
AONY36306	DFN 5x6B	Asymmetric	N	No	No	30	12	32	33	3.8	4.7		2.2	1000	300	50	13.5	3.5	11	19	
AONY36352	DFN 5x6	Asymmetric	N	No	No	30	20	49	21	5.3	9.1		2.1	820	230	35	5	1.5	9.5	12.5	
AONY36352	DFN 5x6	Asymmetric	N	No	No	30	12	85	45	2	2.5		1.9	2555	520	75	16	3	14	26.5	
AONY36354	DFN 5x6	Asymmetric	N	No	No	30	20	49	21	5.3	9.1		2.1	820	230	35	5	1.5	9.5	12.5	
AONY36354	DFN 5x6	Asymmetric	N	No	No	30	12	85	31.5	2.6	3.5		1.9	1890	395	55	11.5	2.5	12	21	
AONY36356	DFN 5x6	Asymmetric	N	No	No	30	12	3.8	4.7	6.1	9.6		2.1	920	300	35	6	2	11	18	
AONY36356	DFN 5x6	Asymmetric	N	No	No	30	20	6.1	9.6	3.8	4.7		1.9	2005	430	50	13.5	3.5	12	21	
DFN 5x6E (XSPairFET™)																					
AOE6930	DFN 5x6E	Asymmetric	N	No	No	30	20	22	24	4.3	7		2.1	1075	480	55	7	2.5	12.5	21.5	
AOE6930	DFN 5x6E	Asymmetric	N	No	No	30	12	85	75	0.83	1.05		1.9	5560	1670	200	42	12	23	72.5	
AOE6932	DFN 5x6E	Asymmetric	N	No	No	30	20	55	24	5	8		2.2	1150	380	55	7.5	3	11.5	20	
AOE6932	DFN 5x6E	Asymmetric	N	No	No	30	12	85	52	1.4	1.8		1.9	4180	880	125	30	7	17	42	
AOE6936	DFN 5x6E	Asymmetric	N	No	No	30	20	55	24	5	8		2.2	1150	380	55	7.5	3	11.5	20	
AOE6936	DFN 5x6E	Asymmetric	N	No	No	30	20	85	39	2	3		2.1	2270	650	90	15	4.5	14.5	30	
AONX38168	DFN 5x6E	Asymmetric	N	No	No	25	12	60	20	3.6	5		2.1	1225	370	48	12	2	11.5	17.5	
AONX38168	DFN 5x6E	Asymmetric	N	No	No	25	12	85	69	0.85	1.15		1.8	4860	1325	145	25	4.4	20.5	55	
AONX38320	DFN 5x6E	Asymmetric	N	No	No	30	16	66	24	3.5	5.3		2.1	1220	460	50	8.7	3.2	13	31	
AONX38320	DFN 5x6E	Asymmetric	N	No	No	30	12	233	73	0.8	1.02		2.1	1220	460	50	8.7	3.2	13	31	
RigidCSP™																					
AOCR36330	RigidCSP	Common Drain	N	No	No	30	20	40	3.5	1.4	2.8		2				128				
SC-70																					
AO7414	SC-70-6	Single	N	No	No	20	8	2	0.35		62	70	85	1	260	48	27	2.9	0.6	14	3.4
AO7800	SC-70-6	Dual	N	Yes	No	20	8	0.9	0.3		300	350	450	0.9	101	17	14	1.57	0.36	6.7	1.6
AO7407	SC-70-3	Single	P	No	No	-20	8	-1.2	0.63		135	170	220	-1	560	80	70	8.5†	2.1	37	27
AO7411	SC-70-6	Single	P	No	No	-20	8	-1.8	0.63		120	150	200	-1	560	80	70	8.5	2.1	37	27
AO7417	SC-70-6	Single	P	No	No	-20	8	-1.9	0.57		80	100	125	-1	560	80	70	8.5	2.1	37	27
AO7401	SC-70-3	Single	P	No	No	-30	12	-1.4	0.35	115	140	200	-1.4	260	37	20	2.8	1	11.5	4.5	
AO7405	SC-70-6	Single	P	No	No	-30	12	-1.4	0.35	115	140	200	-1.4	260	37	20	2.8	1	11.5	4.5	
AOSN21319C	SC-70-3	Single	P	No	No	-30	20	-2.6	1.1		100	150		-2.2	320	40	35	6	1.6	9	13
AOSN32128	SC-70-3	Single	N	Yes	No	20	8	3.2	1.1		75	90	120	1.3	190	30	23	2.2	0.6	3.7	1.7
AOSX21319C	SC-70-6	Dual	P	No	No	-30	20	-2.6	1.1		100	150		-2.2	320	40	35	6	1.6	9	13
AOSX32128	SC-70-6	Single	N	Yes	No	20	8	3.2	1.1		75	90	120	1.3	190	30	23	2.2	0.6	3.7	1.7
SO-8																					
AO4306	SO-8	Single	N	No	No	30	20	13	3.1	11.5	15.5		2.5	760	125	70	6.6	3	7	8	
AO4576	SO-8	Single	N	No	No	30	20	20	3.1	5.8	9.8		2.2	1037	441	61	6.8	3.6	12.7	17.2	
AO4818	SO-8	Dual	N	Yes	No	30	20	8.5	2	19	26		2.4	740	110	82	7.5	3	8	18	
AO4818B	SO-8	Dual	N	Yes	No	30	20	8.5	2	19	26		2.4	740	110	82	7.5	3	8	18	

1. Not recommended for new designs. Please contact your local sales office for a replacement part, if any.
2. On-resistance Static Source-Source, otherwise Static Drain-Source.

* R_{DS(ON)} measured at V_{GS} other than 10V, 4.5V or 1.8V.
† Qg measured with V_{GS} = 10V. In all other cases V_{GS} = 4.5V.

Low Voltage MOSFETs (Continued)

Part Number	Package	Configuration	Polarity	ESD Diode	Schottky Diode	V _{DS} (V)	V _{GS} (±V)	I _D (A)	P _D (W)	R _{DS(ON)} (mΩ max) at V _{GS} =				V _{GS(th)}	C _{iss}	C _{oss}	C _{rss}	Q _g	Q _{gd}	T _{rr}	Q _{rr}
								25°C	25°C	10V	4.5V	2.5V	1.8V	(max V)	(pF)	(pF)	(pF)	(nC)	(nC)	(ns)	(nC)
AO4822	SO-8	Dual	N	No	No	30	20	8	2	19	26			2.4	740	110	82	7.5	3	8	18
AO4822A	SO-8	Dual	N	No	No	30	20	8.5	2	19	26			2.4	740	110	82	7.5	3	8	18
AO4832	SO-8	Dual	N	No	No	30	20	10	2	13	17.5			2.5	760	125	70	6.6	3	7	8
AO4838	SO-8	Dual	N	No	No	30	20	11	2	9.6	13			2.6	1080	180	110	8	3	8.5	13
AO4854	SO-8	Dual	N	Yes	No	30	20	8	2	19	23			2.4	740	110	82	7.5	3	8	18
AO4862	SO-8	Dual	N	No	No	30	20	4.5	1.7	50	68			2.5	200	35	25	2	1	7.5	2.5
AO4862E	SO-8	Dual	N	No	No	30	20	4.5	1.7	46	65			2.5	215	35	20	2	1	5.5	7
AO4606	SO-8	Complementary	N	No	No	30	20	6	2	30	42			2.4	255	45	35	2.55	1.3	8.5	2.2
AO4616	SO-8	Complementary	N	No	No	30	20	8.5	2	20	28			2.4	740	110	82	7.5	3	8	18
AO4620	SO-8	Complementary	N	No	No	30	20	7.2	2	24	36			2.6	373	67	41	3.5	1.7	10.5	4.5
AO4627	SO-8	Complementary	N	No	No	30	20	4.5	2	50	68			2.5	170	35	23	2	1	7.5	2.5
AO4629	SO-8	Complementary	N	No	No	30	20	6	2	30	42			2.4	250	45	35	2.55	1.3	8.5	2.2
AO4914	SO-8	Asymmetric	N	No	No	30	20	8.5	2	20.5	28			2.4	730	165	82	7.5	3	8	8
AO4914	SO-8	Asymmetric	N	No	Yes	30	20	8.5	2	20.5	28			2.4	740	110	82	7.5	3	8	18
AO4924	SO-8	Asymmetric	N	No	No	30	12	7.3	2	24	29			1.5	900	224	65	10	3.75	10	6.8
AO4924	SO-8	Asymmetric	N	No	Yes	30	12	9	2	15.8	19.5			2.4	1450	88	92	12	4.2	16.8	8
AOSD32334C	SO-8	Dual	N	Yes	No	30	20	7	1.7	20	26			2.3	600	70	60	6	2.5	5	6
AOSP32314	SO-8	Single	N	No	No	30	20	14.5	3.1	9	12.6			2.25	1420	150	95	10	4	7.5	9
AOSP32368	SO-8	Single	N	Yes	No	30	20	16	3.1	5.5	7.5			2.4	2270	245	200	18	10	10.5	16
AOSP32320C	SO-8	Single	N	No	No	30	20	8.5	2.5	22	30			2.3	650	70	50	7	2.5	5	5
AOSP36326C	SO-8	Single	N	No	No	30	20	12	2.5	11	17			2.3	542	233	31	4.3	1.7	9.7	11.5
AO4402G	SO-8	Single	N	No	No	20	12	20	3.1		5.9	7.3		1.25	3300	485	370	31	8	17	30
AO4806	SO-8	Dual	N	Yes	No	20	12	9.4	2	14	16	22	30	1	1810	232	200	17.9	4.7	22	8.6
AO9926B	SO-8	Dual	N	No	No	20	12	7.6	2	23	26	34	52	1.1	525	95	75	6	2	14	6
AO9926C	SO-8	Dual	N	No	No	20	12	7.6	2	23	26	34	52	1.1	525	95	75	6	2	14	6
AO4425	SO-8	Single	P	Yes	No	-38	25	-14	3.1	11				-3.5	3800	560	350	63 [†]	16.1	35	33
AO4403	SO-8	Single	P	No	No	-30	12	-6	3.1	48	57	80		-1.3	645	80	55	7	2.5	11	3.5
AO4405	SO-8	Single	P	No	No	-30	20	-6	3.1	50	85			-2.4	520	100	65	4.6	2.2	11	5.3
AO4405E	SO-8	Single	P	Yes	No	-30	20	-6	2.5	45	80			-1.5	495	100	56	4.2	2	9	13.5
AO4419	SO-8	Single	P	No	No	-30	20	-9.7	3.1	20	35			-2.5	1040	180	125	9.6	4.6	11.5	25
AO4449	SO-8	Single	P	No	No	-30	20	-7	3.1	34	54			-2.4	760	140	95	6.7	3.2	15	9.7
AO4803	SO-8	Dual	P	No	No	-30	20	-5	2	46	74			-2.5	520	100	65	4.6	2.2	11	5.3
AO4803A	SO-8	Dual	P	No	No	-30	20	-5	2	46	74			-2.5	520	100	65	4.6	2.2	11	5.3
AO4805	SO-8	Dual	P	No	No	-30	25	-9	2	18				-2.8	2060	370	295	30 [†]	10	30	22
AO4807	SO-8	Dual	P	No	No	-30	20	-6	2	35	58			-2.4	760	140	95	6.7	3.2	15	9.7
AO4813	SO-8	Dual	P	No	No	-30	20	-7.1	2	25	40			-2.5	1040	180	125	9.3	4.6	11.5	25
AO4606	SO-8	Complementary	P	No	No	-30	20	-6.5	2	28	44			-2.4	760	140	95	6.7	3.2	15	9.7
AO4616	SO-8	Complementary	P	No	No	-30	20	-7	2	22	40			-2.5	1040	180	125	9.6	4.6	11.5	25
AO4620	SO-8	Complementary	P	No	No	-30	20	-5.3	2	32	55			-2.4	760	140	95	6.7	3.2	15	9.7
AO4627	SO-8	Complementary	P	No	No	-30	20	-3.5	2	100	165			-2.4	197	42	26	2.2	1.1	11.3	4.4
AO4629	SO-8	Complementary	P	No	No	-30	20	-5.5	2	41	74			-2.5	520	100	65	4.6	2.2	11	5.3
AO4630	SO-8	Complementary	P	No	No	-30	12	-5	2	48	57	78		-1.3	700	80	60	7		15	40
AONS21321	SO-8	Single	P	No	No	-30	25	-24	24.5	16.5	29.5			-2.3	1180	185	155	11	3	13	23
AOSD21311C	SO-8	Dual	P	No	No	-30	20	-5	1.7	42	64			-2.2	720	80	70	12.5	3	10	13
AOSD21313C	SO-8	Dual	P	No	No	-30	20	-5.7	1.7	32	55			-2.2	1100	120	105	22	6.5	12	17
AOSP21307	SO-8	Single	P	No	No	-30	25	-14	3.1	11.5	18.5			-2.3	1995	300	260	17	8.8	13.3	20

1. Not recommended for new designs. Please contact your local sales office for a replacement part, if any.
2. On-resistance Static Source-Source, otherwise Static Drain-Source.

* R_{DS(ON)} measured at V_{GS} other than 10V, 4.5V or 1.8V.
† Q_g measured with V_{GS} = 10V. In all other cases V_{GS} = 4.5V.

Low Voltage MOSFETs (Continued)

Part Number	Package	Configuration	Polarity	ESD Diode	Schottky Diode	V _{DS} (V)	V _{GS} (±V)	I _D (A)	P _D (W)	R _{DS(ON)} (mΩ max) at V _{GS} =				V _{GS(th)} (max V)	C _{iss} (pF)	C _{oss} (pF)	C _{rss} (pF)	Q _g (nC)	Q _{gd} (nC)	T _{rr} (ns)	Q _{rr} (nC)
								25°C	25°C	10V	4.5V	2.5V	1.8V								
AOSP21311C	SO-8	Single	P	No	No	-30	20	-6	2.5	42	64			-2.2	720	80	70	12.5	3	10	13
AOSP21313C	SO-8	Single	P	No	No	-30	20	-7	2.5	32	55			-2.2	1100	120	105	22	6.5	12	17
AOSP21321	SO-8	Single	P	No	No	-30	25	-11	3.1	17	30			-2.3	1180	185	155	11	3	10	15
AOSP21357	SO-8	Single	N	Yes	No	-30	25	-16	3.1	8.5	13			-2.3	2830	430	365	25	12	62	32
AO4453	SO-8	Single	P	No	No	-12	8	-9	2.5		19	26	36	-0.9	1370	350	258	12.7	3.4	20.7	5.2
Ultra SO-8																					
AOL1404G	Ultra SO-8	Single	N	No	No	20	12	46	50		4.6	6		1.25	3300	485	370	31	8	17	30
SOT23																					
AOSS32334C	SOT23-3	Single	N	Yes	No	30	20	6.2	1.3	20	26			2.3	600	70	60	6	2.5	5	6
AOSS32338C	SOT23-3	Single	N	Yes	No	30	12	4	1.3	50	57	72		1.5	340	30	25	4	1.2	5.5	4
AOSS32128	SOT23-3	Single	N	Yes	No	20	8	3.6	1.3		75	90	120	1.3	190	30	23	2.2	0.6	3.7	1.7
AOSS32136C	SOT23-3	Single	N	Yes	No	20	12	6.5	1.3	20	26			1.25	660	100	80	7	2	8	6
AO3413	SOT23-3	Single	P	No	No	-20	8	-3	1.4		80	100	130	-1	560	80	70	8.5	2.1	37	27
AO3419	SOT23-3	Single	P	Yes	No	-20	12	-3.5	1.4	85	102	140		-1.2	325	63	37	3.1	1.1	11	4.3
AO3423	SOT23-3	Single	P	Yes	No	-20	12	-2	1.4	92	118	166		-1.2	325	63	37	3.2	0.9	6.1	1.4
AO3435	SOT23-3	Single	P	No	No	-20	8	-2.9	1		70	90	110	-1	510	70	52	5.6	1.8	17	4
AOSS21115C	SOT23-3	Single	P	Yes	No	-20	8	-4.5	1.3		40	55	72	-0.95	930	90	80	8.5	2.5	25	37
AOSS21311C	SOT23-3	Single	P	Yes	No	-30	20	-4.3	1.3	45	65			-2.2	720	80	70	6	3	10	13
TO-251A																					
AOI423	TO-251A	Single	P	No	No	-30	25	-70	90	8.5				-3.5	2760	550	375	45 [†]	12	15	30
AOI21357	TO-251A	Single	P	No	No	-30	25	-70	78	8	13			-2.3	2830	430	365	25	12	32	62
TO-252																					
AOD32324	TO-252	Single	N	No	No	30	20	70	69	3.4	4.5			2.3	5350	400	290	35	13	12	24
AOD32326	TO-252	Single	N	No	No	30	20	46	45	6.2	8.5			2.3	2500	200	150	17	4	10	16
AOD32334C	TO-252	Single	P	Yes	No	30	20	12	18	20	26			2.3	600	70	60	55	27	5.5	6
TO-263																					
AOB66620L	TO-263	Single	N	No	No	60	20	57	50	8.5				3.6	1070	310	12	16 [†]	3.6	18	58
TSOP-6																					
AO6424	TSOP-6	Single	N	No	No	30	20	5	1.25	31	43			2.4	255	45	35	2.55	1.3	8.5	2.2
AO6424A	TSOP-6	Single	N	No	No	30	20	6.5	2.5	35	48			2.4	270	50	35	3.2	1.75	10	2.3
AO6432	TSOP-6	Single	N	No	No	30	20	7.5	2	24	35			2.6	373	67	41	3.5	1.7	10.5	4.5
AO6802	TSOP-6	Dual	N	No	No	30	20	3.5	1.15	50	70			2.5	170	35	23	2	1	7.5	2.5
AO6601	TSOP-6	Complementary	N	No	No	30	12	3.4	1.15	60	70	90		1.5	235	35	18	4.7	1.6	8.5	2.55
AO6602G	TSOP-6	Complementary	N	No	No	30	20	3.5	1.15	50	70			2.5	170	35	23	2	1	7.5	2.5
AO6608	TSOP-6	Complementary	N	No	No	30	12	3.4	1.25	60	70	90		1.5	235	35	18	3	0.8	6	12
AOTS26108	TSOP-6	Complementary	N	Yes	No	30	12	3.8	1.25	50	57	72		1.5	340	30	25	16	1.2	5.5	4
AOTS32334C	TSOP-6	Single	N	Yes	No	30	20	8	2.5	20	26			2.3	600	70	60	6	2.5	5	6
AOTS32338C	TSOP-6	Dual	N	No	No	30	12	3.8	1.2	50	57	72		1.5	340	30	25	4	1.2	5.5	4
AO6404	TSOP-6	Single	N	No	No	20	12	8.6	2	17	18	24	33	1	1810	232	200	17.9	4.7	22	9.8
AO6804A	TSOP-6	Dual	N	Yes	No	20	12	5	1.3		28	39		1	580	95	70	5.8	2.4	32	
AO6808	TSOP-6	Common Drain	N	Yes	No	20	12	4.6	0.8		19	23		1	620	125	64	7.7	2.7	25	9
AO6604	TSOP-6	Complementary	N	No	No	20	8	3.4	1.1		65	75	100	1	260	48	27	2.9	0.6	14	3.8
AO6409A	TSOP-6	Single	P	Yes	No	-20	8	-5.5	2.1		41	53	65	-0.9	751	115	80	9.3	2.2	26	51
AO6604	TSOP-6	Complementary	P	No	No	-20	8	-2.5	1.1		75	95	115	-1	560	80	70	8.5	2.1	37	27
AO6608	TSOP-6	Complementary	P	No	No	-20	8	-3.3	1.25		75	105	135	-1	510	70	50	6	1.8	16	4

1. Not recommended for new designs. Please contact your local sales office for a replacement part, if any.
2. On-resistance Static Source-Source, otherwise Static Drain-Source.

* R_{DS(ON)} measured at V_{GS} other than 10V, 4.5V or 1.8V.
† Q_g measured with V_{GS} = 10V. In all other cases V_{GS} = 4.5V.

Low Voltage MOSFETs (Continued)

Part Number	Package	Configuration	Polarity	ESD Diode	Schottky Diode	V _{DS} (V)	V _{GS} (±V)	I _D (A)	P _D (W)	R _{DS(ON)} (mΩ max) at V _{GS} =				V _{GS(th)} (max V)	C _{iss} (pF)	C _{oss} (pF)	C _{rss} (pF)	Q _g (nC)	Q _{gd} (nC)	T _{rr} (ns)	Q _{rr} (nC)
								25°C	25°C	10V	4.5V	2.5V	1.8V								
AOTS21115C	TSOP-6	Single	P	No	No	-20	8	-6.6	2.5	40	55	72	-0.95	930	90	80	8.5	2.5	25	37	
AOTS26108	TSOP-6	Complementary	P	Yes	No	-20	8	-4.5	1.25	44	59	80	1.5	340	30	25	8	1.2	5.5	4	
AO6401A	TSOP-6	Single	P	No	No	-30	12	-5	2	47	64	85	-1.3	645	80	55	7	2.5	11	3.5	
AO6405	TSOP-6	Single	P	No	No	-30	20	-5	2	52	87		-2.4	520	100	65	4.6	2.2	11	5.3	
AO6601	TSOP-6	Complementary	P	No	No	-30	12	-2.3	1.15	115	150	200	-1.4	260	37	20	2.8	1	11.5	4.5	
AO6602G	TSOP-6	Complementary	P	No	No	-30	20	-2.7	1.15	100	170		-2.4	197	42	26	2.2	1.1	11.3	4.4	
AOTS21313C	TSOP-6	Single	P	No	No	-30	20	-7.3	2.7	32	55		-2.2	1100	120	105	22	6.5	12	17	
AOTS21319C	TSOP-6	Single	P	No	No	-30	20	-2.7	1.2	100	150		-2.2	320	40	35	6	1.6	9	13	
TSSOP-8																					
AO8808A	TSSOP-8	Dual	N	Yes	No	20	12	8	1.4	14	15	20	28	1	1160	232	146	16	3.8	20.2	8
AO8814	TSSOP-8	Common Drain	N	Yes	No	20	12	7.5	1.5	16	18	24	34	1	1390	190	150	15.4	4	15	5.1
AO8820	TSSOP-8	Common Drain	N	Yes	No	20	12	7	1.5	21	24	32	50	1.1	500	100	52	6	1	9	10
AO8822	TSSOP-8	Common Drain	N	Yes	No	20	12	7	1.5	18	22	27	1	650	140	60	6.7	3	10	11	
AOTE2136C	TSSOP-8	Common Drain	N	Yes	No	20	12	7	1.5	20	26		1.25	660	100	80	7	2	8	7	
AOTE21115C	TSSOP-8	Dual	P	Yes	No	-20	8	-5.1	1.5	40	55	72	-0.95	930	90	80	8.5	2.5	25	37	

1. Not recommended for new designs. Please contact your local sales office for a replacement part, if any.
 2. On-resistance Static Source-Source, otherwise Static Drain-Source.

* R_{DS(ON)} measured at V_{GS} other than 10V, 4.5V or 1.8V.
 † Q_g measured with V_{GS} = 10V. In all other cases V_{GS} = 4.5V.

Medium Voltage MOSFETs

Part Number	Package	Configuration	Polarity	ESD Diode	Schottky Diode	V _{DS} (V)	V _{GS} (±V)	I _D (A) 25°C	P _D (W) 25°C	R _{DS(ON)} (mΩ max) at V _{GS} =				V _{GS(th)} (max V)	C _{iss} (pF)	C _{oss} (pF)	C _{rss} (pF)	Q _g (nC)	Q _{gd} (nC)	T _{rr} (ns)	Q _{rr} (nC)
										10V	4.5V	2.5V	1.8V								
DFN 2x2																					
AON2392	DFN 2x2C	Single	N	No	No	100	20	8	4.1	32	39		2.4	840	64	4	6.1	1.8	20	70	
AON2290	DFN 2x2B	Single	N	No	No	100	20	4.5	2.8	72	97		2.8	415	32	3	3	1.5	16	44	
DFN 3x3																					
AON7460	DFN 3x3	Single	N	No	No	300	30	4	33	830		4.5	310	45	2.9	6.8	2	88	290		
AON7462	DFN 3x3	Single	N	No	No	300	30	2.5	25	1500		4.5	197	30	2	4.6 [†]	1.5	95	220		
AON7458	DFN 3x3	Single	N	No	No	250	30	5	33	560		4.3	306	51	3.2	6	1.5	77	290		
AON7296	DFN 3x3	Single	N	No	No	100	20	12.5	20.8	66	90		2.8	415	32	3	3	1.5	16	44	
AONR66924	DFN 3x3	Single	N	No	No	100	20	32	30	13.5	18		2.6	1450	365	10	9.8	4.4	34	148	
AON7262E	DFN 3x3	Single	N	Yes	No	60	20	34	43	6.2	8.5		2.2	1652	520	52	15	6.5	19	60	
AON7264C	DFN 3x3	Single	N	Yes	No	60	20	24	24	13.2	17.7		2.2	895	220	20	7.5	3.0	15.5	49	
AON7264E	DFN 3x3	Single	N	Yes	No	60	20	28	27.5	9.5	13.3		2.4	1100	300	28	7	3.5	19	65	
AONR66620	DFN 3x3	Single	N	Yes	No	60	20	24	27	9.1			3.6	1070	310	12	16 [†]	3.6	18	58	
AONR20485	New	DFN 3x3	Single	N	No	No	-40	20	-34	69	15	20	-2.3	2430	250	175	60	10	19	60	
DFN 3.3x3.3																					
AON7254	DFN 3.3x3.3	Single	N	No	No	150	20	17	39	54	66		2.7	675	78	4	5.5	2.5	37	210	
AON7292	DFN 3.3x3.3	Single	N	No	No	100	20	23	28	24	32		2.6	1170	90	8	8	3.5	24	110	
AONR62921	DFN 3.3x3.3	Single	N	No	No	100	20	50	54	10.2	12.6		2.3	2450	180	11	15.5	5	25	123	
AONR66922	DFN 3.3x3.3	Single	N	No	No	100	20	50	52	9.0	12		2.5	2180	550	13	15	5	32	138	
AONR66821	DFN 3.3x3.3	Single	N	No	No	80	20	93	104	6.4	9		2.6	2280	490	11	15	4.1	24	122	
AONR66820	DFN 3.3x3.3	Single	N	No	No	80	20	50	104	7.2			4.1	1950	470	11	25	4.2	28	140	
AONR62818	DFN 3.3x3.3	Single	N	No	No	80	20	50	54	6.6	9.5		2.3	2420	280	15	15	4	24	100	
AON7280	DFN 3.3x3.3	Single	N	No	No	80	20	50	83	8.5	12*		3.4	1871	265	14	26.5 [†]	4	32	162	
AON7140	DFN 3.3x3.3	Single	N	No	No	40	20	50	46	2.3	3.5		2.4	3350	580	65	18	21.2	16	42	
DFN 5x6 (XSFET™)																					
AOE66410	DFN 5x6	Single	N	No	No	40	20	100	147	1.0	1.5		2.5	9000	1600	92	50	11	27.5	105	
DFN 5x6																					
AON6458	DFN 5x6	Single	N	No	No	250	30	14	83	170		4.5	1028	167	11	22 [†]	8	158	1000		
AON6250	DFN 5x6	Single	N	No	No	150	20	52	104	16.5	19*		3.4	2388	213	9.5	30.5 [†]	4.5	68	560	
AONS62922	DFN 5x6	Single	N	No	No	120	20	85	215	7	9		2.4	3295	360	9	20	5.5	43	355	
AONS66520	DFN 5x6	Single	N	No	No	150	20	100	215	9.5	12		2.6	3200	380	4.5	44 [†]	7	66	570	
AONS66521	DFN 5x6	Single	N	No	No	150	20	100	215	9.8			4.5	2600	340	3.2	32 [†]	6.2	68	640	
AONS66524	DFN 5x6	Single	N	No	No	150	20	56	119	16			3.7	1780	210	4	23	2.6	59	513	
AON6220	DFN 5x6	Single	N	No	No	100	20	48	113.5	6.2	7.4		2.3	4525	345	22.5	30	9	32	162	
AON6290	DFN 5x6	Single	N	No	No	100	20	85	208	4.6	6.2*		3.4	4600	415	27	28.5	10	40	230	
AON6292	DFN 5x6	Single	N	No	No	100	20	85	156	6	8.5*		3.4	3830	327	16.5	15.5	7	19	225	
AON6298	DFN 5x6	Single	N	No	No	100	20	46	78	16.5	21*		3.4	1307	127	8	16 [†]	3	30	132	
AON6452	DFN 5x6	Single	N	No	No	100	25	26	35	25	31*		4	1770	165	55	28 [†]	10	20	82	
AON6482	DFN 5x6	Single	N	No	No	100	20	28	75	37	42		2.7	1630	100	50	18	9	32	200	
AONS62920	DFN 5x6	Single	N	No	No	100	20	48	113.5	6.3	7.6		2.3	4525	345	22.5	30	9	32	162	
AONS66916	DFN 5x6	Single	N	No	No	100	20	100	215	3.6			3.6	5325	1240	16	67 [†]	9	42	215	
AONS66917	DFN 5x6	Single	N	No	No	100	20	100	215	3.5	5		2.8	5940	1475	24	35	11	43	208	
AONS66919	DFN 5x6	Single	N	No	No	100	20	85	113	5.9	7.9		2.6	3420	790	14	22	5	36	214	
AONS66920	DFN 5x6	Single	N	No	No	100	20	48	56.5	8.2	10.7		2.5	2500	485	13	16.7	5	34	170	
AONS66923	DFN 5x6	Single	N	No	No	100	20	47	48	10.8	14.8		2.6	1725	360	7.5	12.5	3.5	41	156	

1. Not recommended for new designs. Please contact your local sales office for a replacement part, if any.
2. On-resistance Static Source-Source, otherwise Static Drain-Source.

* R_{DS(ON)} measured at V_{GS} other than 10V, 4.5V or 1.8V.
† Q_g measured with V_{GS} = 10V. In all other cases V_{GS} = 4.5V.

Medium Voltage MOSFETs (Continued)

Part Number	Package	Configuration	Polarity	ESD Diode	Schottky Diode	V _{DS} (V)	V _{GS} (±V)	I _D (A)	P _D (W)	R _{DS(ON)} (mΩ max) at V _{GS} =				V _{GS(th)} (max V)	C _{iss} (pF)	C _{oss} (pF)	Cr _{ss} (pF)	Q _g (nC)	Q _{gd} (nC)	T _{rr} (ns)	Q _{rr} (nC)
								25°C	25°C	10V	4.5V	2.5V	1.8V								
AONS66908	DFN 5x6	Single	N	No	No	100	20	158	208	4.2	5.4		2.6	5117	1127	19	32	8	40	260	
AON6276	DFN 5x6	Single	N	No	No	80	20	100	215	2.6			3.2	4940	770	40	68†	14	32	168	
AON6278	DFN 5x6	Single	N	No	No	80	20	85	208	3.3	4.6*		3.3	4646	632	31	61.5†	9.5	32	174	
AON6280	DFN 5x6	Single	N	No	No	80	20	85	83	4.1	5*		3.2	3930	592	66	58†	14	36	153	
AON6282	DFN 5x6	Single	N	No	No	80	20	85	83	5.6	8*		3.5	2848	392	22.5	36.5†	6	30	126	
AON6284	DFN 5x6	Single	N	No	No	80	20	78	78	7.1	10*		3.3	2162	300	16	28†	4.5	26	118	
AON6284A	DFN 5x6	Single	N	No	No	80	20	48	56	6.5	8.5*		2.3	2540	310	18.5	16.5†	6	23	91	
AONS62814T	DFN 5x6	Single	N	No	No	80	20	100	258	2.6			3.2	4940	770	40	68†	14	32	168	
AONS66811	DFN 5x6	Single	N	No	No	80	20	200	258	2.1			3.8	5750	1580	30	77	15	35	175	
AONS66817	New	DFN 5x6	Single	N	No	No	80	20	120	113	4.10		3.8	2860	790	16	38	8.2	29	125	
AONS66641	DFN 5x6	Single	N	No	No	60	20	275	208	1.4			3.4	5300	1500	50	78	20	30	135	
AON6262E	DFN 5x6	Single	N	Yes	No	60	20	40	48	6.2	8.5		2.2	1650	520	52	15	6.5	19	60	
AON6264C	DFN 5X6	Single	N	Yes	No	60	20	24	26	13.2	17.7		2.2	895	220	20	7.3	3.4	17	59	
AON6264E	DFN 5x6	Single	N	Yes	No	60	20	28	37.5	9.5	13.3		2.4	1100	300	28	7	3.5	19	65	
AON6266E	DFN 5x6	Single	N	No	No	60	20	24	26	13.2	17.7		2.2	755	220	20	6.5	3	17	54	
AON6160	DFN 5x6	Single	N	No	No	60	20	100	215	1.58			3.4	6485	1050	30	85	13	33	176	
AON6162	DFN 5x6	Single	N	No	No	60	20	100	215	2.1			3.2	4850	1700	130	70†	16	30	150	
AONS62602	DFN 5x6	Single	N	No	No	60	20	85	208	2.5	3.6		2.5	5630	1510	95	35.5	9.5	27	113	
AONS62614	DFN 5x6	Single	N	No	No	60	20	100	119	2.5	3.4		2.2	3660	1160	108	32	11.5	26	92	
AONS62618	DFN 5x6	Single	N	No	No	60	20	44	56	4.7	6.3		2.3	2520	670	65	21	8.5	22	80	
AONS66612	DFN 5x6	Single	N	No	No	60	20	100	208	1.65			3.5	5300	1500	50	78	20	30	135	
AONS66614	DFN 5x6	Single	N	No	No	60	20	85	78	2.9	4.1		2.4	3310	745	30	25	8.5	22	73	
AONS66615	DFN 5X6	Single	N	No	No	60	20	85	78	3.5			3.8	2710	740	23	39	10.5	24.5	88	
AONS66641T	New	DFN 5x6	Single	N	No	No	60	20	325	325	1.4		3.4	5300	1500	50	110	20	30	135	
AON6152A	DFN 5x6	Single	N	No	No	45	20	100	208	1.15	1.85		2.3	7410	1120	75	48	5.5	25	71	
AON6144	DFN 5x6	Single	N	No	No	40	20	100	78	2.4	3.5		2.4	3780	675	60	22	16	17	45	
AON6590	DFN 5x6	Single	N	No	No	40	20	100	208	0.99	1.5		2.3	8320	1438	85	45	7	26	83	
AON6884	DFN 5x6	Dual	N	No	No	40	20	34	21	11.3	13.8		2.7	1500	215	135	13.6	6.4	13	35	
AONS66402	DFN 5x6	Single	N	No	No	40	20	85	119	1.6	2.3		2.5	1480	245	13	8.5	3	11	21	
AONS66402T	New	DFN 5X6	Single	N	No	No	40	20	224	142	1.6	2.3	2.3	5570	1035	75	75	5	21	65	
AONS66405	DFN 5x6	Single	N	No	No	40	20	310	215	0.95			3.4	9700	1530	100	118	7.6	26	106	
AONS66406	DFN 5x6	Single	N	No	No	40	20	30	6.1	9.4			2.3	1480	245	13	8.5	3	11	21	
AONS66407	DFN 5x6	Single	N	No	No	40	20	310	215	0.85	1.28		2.3	9030	1550	110	51	8	26	102	
AONS66408	DFN 5x6	Single	N	No	No	40	20	85	48	3.1	4.4		2.3	2808	513	36	15.7	2.5	16	41	
AONS66415	New	DFN5x6	Single	N	No	No	40	20	150	131	2.90		3.6	3030	515	37	34	3.4	17	55	
SO-8																					
AOSP62530	SO-8	Single	N	No	No	150	20	5	3.1	63	70		2.7	675	78	45	5.5	2.5	37	210	
AO4286	SO-8	Single	N	No	No	100	20	4	2.5	68	92		2.9	390	30	3	2.8	1.2	15	53	
AO4482	SO-8	Single	N	No	No	100	20	6	3.1	37	42		2.7	1630	100	50	18	9	25	130	
AO4892	SO-8	Dual	N	No	No	100	20	4	2	68	94		2.8	415	32	3	3	1.5	16	44	
AOSP66923	SO-8	Single	N	No	No	100	20	12	3.1	11	15		2.6	1725	360	7.5	12.5	3.5	33	120	
AOSP66919	SO-8	Single	N	No	No	100	20	16	3.1	6.5	8.5		2.6	3420	790	14	22	5	36	214	
AOSP66925	SO-8	Single	N	No	No	100	20	11	3.1	12.5	16.8		2.6	1590	390	8	11	3.5	130	28	
AOSD62666E	SO-8	Dual	N	Yes	No	60	20	9.5	2.5	14.5	19		2.2	755	220	20	6.5	3	15	45	
AO4262E	SO-8	Single	N	Yes	No	60	20	16.5	3.1	6.5	8.5		2.2	1650	520	52	15	6.5	19	60	
AO4264E	SO-8	Single	N	Yes	No	60	20	13.5	3.1	9.8	13.5		2.4	1100	300	28	7	3.5	18.5	59	

1. Not recommended for new designs. Please contact your local sales office for a replacement part, if any.
2. On-resistance Static Source-Source, otherwise Static Drain-Source.

* R_{DS(ON)} measured at V_{GS} other than 10V, 4.5V or 1.8V.
† Q_g measured with V_{GS} = 10V. In all other cases V_{GS} = 4.5V.

Medium Voltage MOSFETs (Continued)

Part Number	Package	Configuration	Polarity	ESD Diode	Schottky Diode	V _{DS} (V)	V _{GS} (±V)	I _D (A)	P _D (W)	R _{DS(ON)} (mΩ max) at V _{GS} =				V _{GS(th)} (max V)	C _{iss} (pF)	C _{oss} (pF)	C _{rss} (pF)	Q _g (nC)	Q _{gd} (nC)	T _{rr} (ns)	Q _{rr} (nC)
								25°C	25°C	10V	4.5V	2.5V	1.8V								
AO4268	SO-8	Single	N	No	No	60	20	19	3.1	4.8	6.5		2.3	2500	670	65	21	6.5	22	80	
AO4828	SO-8	Dual	N	No	No	60	20	4.5	2	56	77		3	450	60	25	4.3	2.2	27.5	32	
AO4441	SO-8	Single	P	No	No	60	20	-4	3.1	100	130		-3	930	85	35	8	3.2	27	32	
AO4612	SO-8	Complementary	N	No	No	60	20	4.5	2	56	77		3	450	60	25	4.3	2.2	27.5	32	
AOSP62626E	SO-8	Single	N	Yes	No	60	20	11	3.1	13.5	18		2.3	900	220	20	7.3	2.8	15	45	
AO4266E	SO-8	Single	N	No	No	60	20	11	3.1	13.5	18		2.2	755	220	20	6.5	3	15	45	
AO4264E	SO-8	Single	N	Yes	No	60	20	13.5	3.1	9.8	13.5		2.4	1100	300	28	7	3.5	18.5	59	
AO4268	SO-8	Single	N	No	No	60	20	19	3.1	4.8	6.5		2.3	2500	670	65	21	8.5	22	80	
AO4828	SO-8	Dual	N	No	No	60	20	4.5	2	56	77		3	450	60	25	4.3	2.2	27.5	32	
AO4441	SO-8	Single	P	No	No	60	20	-4	3.1	100	130		-3	930	85	35	8	3.2	27	32	
AO4484	SO-8	Single	N	No	No	40	20	10	1.7	10	12.5		3	1500	215	135	13.6	6.4	30	19	
AO4485	SO-8	Single	P	No	No	40	20	10	1.7	15	20		-2.5	2500	260	180	18.6	8.6	38	47	
AO4614B	SO-8	Complementary	N	No	No	40	20	6	2	30	38		3	516	82	43	4.3	1.4	18	10	
AO4840E	SO-8	Dual	N	No	No	40	20	6	2	28	35		2.6	520	65	32	4.5	16.2	8	13	
AO4884	SO-8	Dual	N	No	No	40	20	10	2	13	16		2.7	1500	215	135	13.6	6.4	13	35	
AOSP66406	SO-8	Single	N	No	No	40	20	17	3.1	6.6	10		2.5	1480	245	13	8.5	3	11	21	
AO4443	SO-8	Single	P	No	No	10	20	-6	3.1	42	63		-2.6	940	97	72	8.4	4.3	17	11.5	
AO4840E	SO-8	Dual	N	Yes	No	10	20	6	2	28	35		2.6	520	65	32	4.5	1.5	13		
AO4614B	SO-8	Complementary	P	No	No	-40	20	-5	2	45	63		-3	940	97	72	7.9	3.2	21	14	
AO4421	SO-8	Single	P	No	No	-60	20	-6.2	3.1	40	50		-3	2417	179	120	22.7	9.2	34	47	
AO4612	SO-8	Complementary	P	No	No	-60	20	-3.2	2	105	135		-3	930	85	35	8	3.2	27	32	
Ultra SO-8																					
AOL1482	Ultra SO-8	Single	N	Yes	No	100	20	28	75	37	42		2.7	1630	100	50	18	9	32	200	
AOUS66920	Ultra SO-8	Single	N	No	No	100	20	69	86	8.2	10.7		2.5	2500	485	13	16.7	5	34	170	
AOUS66923	Ultra SO-8	Single	N	Yes	No	100	20	58	73	11	15		2.6	1725	360	7.5	12.5	3.5	41	156	
AOUS66620	Ultra SO-8	Single	N	No	No	60	20	46	52	9			3.6	1070	310	12	16 [†]	3.6	18	58	
AOL1454G	Ultra SO-8	Single	N	Yes	No	40	20	50	60	9	13		3	1600	320	100	10.5	4.8	31	33	
AOUS66414	Ultra SO-8	Single	N	No	No	40	20	92	92	2.2	3.2		2.3	4350	730	40	24	3.6	18	45	
AOUS66416	Ultra SO-8	Single	N	No	No	40	20	69	73.5	3.3	5.0		2.5	2575	440	25	13.5	2	14	30	
SOT223																					
AOH3254	SOT223	Single	N	No	No	150	20	5	4.1	63	77		2.7	675	78	4	5.5	2.5	37	210	
SOT23-3																					
AOSS62934	SOT23-3	Single	N	No	No	100	20	2.0	1.4	140	180		2.7	250	19	2.5	1.8	0.8	12	27	
AOSS21319C	SOT23-3	Single	P	Yes	No	-30	20	-2.8	1.3	100	150		-2.2	320	40	35	3	1.6	9	13	
TO220																					
AOT9N40	TO220	Single	N	No	No	400	30	8	132	800		4.5	630	73	5.7	13.1 [†]	4.8	195	1900		
AOT12N40	TO220	Single	N	No	No	400	30	11	184	590		4.5	925	100	6.4	17 [†]	5.7	235	2400		
AOT12N30	TO-220	Single	N	No	No	300	30	11.5	132	420		4.5	632	90	7	12.8 [†]	4.3	170	1300		
AOT20N25	TO-220	Single	N	No	No	250	30	20	208	170		4.5	1028	167	11	20 [†]	8	179	1600		
AOT2500L	TO-220	Single	N	No	No	150	20	152	375	6.5	7.6*		3.5	6460	586	22	97 [†]	17	90	1090	
AOT2502L	TO-220	Single	N	No	No	150	20	106	277	11			5.1	3010	345	14	43 [†]	10	75	880	
AOT66518L	TO-220	Single	N	No	No	150	20	120	375	5			3.7	6460	820	5	80	15	86	920	
AOT292L	TO-220	Single	N	No	No	100	20	105	300	4.5	5.3*		3.4	6775	557	32	90 [†]	13.5	50	380	
AOT296L	TO-220	Single	N	No	No	100	20	70	107	10	12.5*		3.4	2785	238	12	16.5	5	35	210	
AOT2904	TO-220	Single	N	No	No	100	20	120	326	4.4			3.3	7085	605	32	93	16	49	460	

1. Not recommended for new designs. Please contact your local sales office for a replacement part, if any.
2. On-resistance Static Source-Source, otherwise Static Drain-Source.

* R_{DS(ON)} measured at V_{GS} other than 10V, 4.5V or 1.8V.
† Q_g measured with V_{GS} = 10V. In all other cases V_{GS} = 4.5V.

Medium Voltage MOSFETs (Continued)

Part Number	Package	Configuration	Polarity	ESD Diode	Schottky Diode	V _{DS} (V)	V _{GS} (±V)	I _D (A)		R _{DS(ON)} (mΩ max) at V _{GS} =				V _{GS(th)} (max V)	C _{iss} (pF)	C _{oss} (pF)	C _{rss} (pF)	Q _g (nC)	Q _{gd} (nC)	T _{rr} (ns)	Q _{rr} (nC)
								25°C	25°C	10V	4.5V	2.5V	1.8V								
AOT2910L	TO-220	Single	N	No	No	100	20	30	50	24	33		2.7	1190	95	7	7	2.5	30	145	
AOT2916L	TO-220	Single	N	No	No	100	20	23	41.5	34	43.5		2.7	870	68	3.5	5.5	2	20	88	
AOT66914L	TO-220	Single	N	No	No	100	20	120	375	2.7			3.5	12500	3190	55	155 [†]	31	55	335	
AOT66918L	TO-220	Single	N	No	No	100	20	120	375	5			3.7	6500	3200	30	75	15	80	790	
AOT66919L	TO-220	Single	N	No	No	100	20	105	187	6.8	8.8		2.6	3420	790	14	22	5	36	214	
AOT280L	TO-220	Single	N	No	No	80	20	140	333	2.7	3.5*		3.4	11135	1315	80	160 [†]	28	44	348	
AOT282L	TO-220	Single	N	No	No	80	20	105	272.5	3.5	5.2*		3.5	7765	960	66	58	21	40	320	
AOT284L	TO-220	Single	N	No	No	80	20	105	250	4.5	5.7*		3.3	5154	673	48	33.5	11.5	38	230	
AOT286L	TO-220	Single	N	No	No	80	20	70	167	6	7.9*		3.3	3142	435	43	44.5 [†]	8	29	161	
AOT288L	TO-220	Single	N	No	No	80	20	46	93.5	9.2	12.5*		3.4	1871	265	14	26.5	4	32	162	
AOT66811L	TO-220	Single	N	No	No	80	20	120	310	3.0			3.8	5750	1580	30	110	15	35	175	
AOT270AL	TO-220	Single	N	No	No	75	20	140	500	2.6	3.2*		3.3	10830	1520	97	147 [†]	30	53	438	
AOT430	TO-220	Single	N	No	No	75	25	80	268	11.5			4	4700	400	180	114 [†]	18	53	143	
AOT470	TO-220	Single	N	No	No	75	25	100	268	10.5			4	4700	400	180	114 [†]	18	53	143	
AOT66616L	TO-220	Single	N	No	No	60	20	140	125	3.2			3.4	2870	940	38	42.5	10	26	87	
AOT66620L	TO-220	Single	N	No	No	60	20	57	50	8.5			3.6	1070	310	12	16 [†]	3.6	18	58	
AOT2140L	TO-220	Single	N	No	No	40	20	195	272	1.5	2		2.3	9985	1635	95	54	11	29	107	
AOT2142L	TO-220	Single	N	No	No	40	20	120	312	1.9	2.5		2.3	8320	1438	85	45	7	26	83	
AOT2144L	TO-220	Single	N	No	No	40	20	120	187	2.3	4		2.4	5225	895	55	28	4.5	20	60	
AOT2146L	TO-220	Single	N	No	No	40	20	105	119	2.8	3.9		2.5	3830	630	45	20	3	18.5	50	
TO-220F																					
AOTF20N40	TO-220F	Single	N	No	No	400	30	20	50	250			4.3	1898	212	15	37 [†]	12	285	3900	
AOTF12N30	TO-220F	Single	N	No	No	300	30	11.5	36	420			4.5	632	90	7	12.8 [†]	4.3	170	1300	
AOTF454L	TO-220F	Single	N	No	No	150	20	13	41	94	100*		4.6	820	70	22	15	4.4	32.5	230	
AOTF292L	TO-220F	Single	N	No	No	100	20	70	47	4.5			3.4	6775	557	32	90	13.5	50	380	
AOTF296L	TO-220F	Single	N	No	No	100	20	41	36.5	10	12.5*		3.4	2785	238	12	37 [†]	5	35	210	
AOTF2910L	TO-220F	Single	N	No	No	100	20	22	27	24	33		2.7	1190	95	7	7	2.5	30	145	
AOTF2916L	TO-220F	Single	N	No	No	100	20	17	23.5	34	43		2.7	870	68	3.5	5.5	2	20	88	
AOTF4126	TO-220F	Single	N	No	No	100	25	27	42	24	30*		4	1770	165	55	28 [†]	10	20	82	
AOTF66919L	TO-220F	Single	N	No	No	100	20	50	32	6.5	8.5		2.6	3420	790	14	22	5	36	214	
AOTF286L	TO-220F	Single	N	No	No	80	20	56	37.5	6	8*		3.3	3142	435	43	44.5 [†]	8	29	161	
AOTF288L	TO-220F	Single	N	No	No	80	20	43	35.5	9.2	12.5*		3.4	1871	265	14	26.5	4	32	162	
AOTF66811L	TO-220F	Single	N	No	No	80	20	80	34	3.0			3.8	5750	1580	30	77	15	35	175	
AOTF66613L	TO-220F	Single	N	No	No	60	20	90	34.5	2.5			3.5	5300	1500	50	78 [†]	20	30	135	
AOTF66616L	TO-220F	Single	N	No	No	60	20	72.5	30	3.3			3.4	2870	940	38	42.5	10	26	87	
AOTF2142L	TO-220F	Single	N	No	No	40	20	112	41	1.9	2.5		2.3	8320	1438	85	45	7	26	83	
AOTF2144L	TO-220F	Single	N	No	No	40	20	90	32	2.3	4		2.4	5225	895	55	28	4.5	20	60	
AOTF2146L	TO-220F	Single	N	No	No	40	20	80	29.5	2.8	3.9		2.5	3830	630	45	20	3	18.5	50	
AOTF4185	TO-220F	Single	P	No	No	-40	20	-34	33	16	20		-2.5	2550	280	190	18.6	8.6	25	75	
AOTF409	TO-220F	Single	P	No	No	-60	20	-24	43	40	54		-2.4	2461	178	120	19.7	8.9	26.68	167.12	
TO-247																					
AOK40N30	TO-247	Single	N	No	No	300	30	40	357	85			4.1	2718	405	31	60 [†]	21	275	8200	
AOK60N30L	TO-247	Single	N	No	No	300	30	60	658	56			4.1	4438	593	38	88	28	320	14.5	
AOK66518	TO-247	Single	N	No	No	150	20	120	500	5.4			3.7	6460	820	5	80	15	86	920	
AOK66914	TO-247	Single	N	No	No	100	20	120	500	2.8											
AOK66613	TO-247	Single	N	No	No	60	20	120	312	2.5			3.5	5300	1500	50	78 [†]	20	30	135	

1. Not recommended for new designs. Please contact your local sales office for a replacement part, if any.
2. On-resistance Static Source-Source, otherwise Static Drain-Source.

* R_{DS(ON)} measured at V_{GS} other than 10V, 4.5V or 1.8V.
† Q_g measured with V_{GS} = 10V. In all other cases V_{GS} = 4.5V.

Medium Voltage MOSFETs (Continued)

Part Number	Package	Configuration	Polarity	ESD Diode	Schottky Diode	V _{DS} (V)	V _{GS} (±V)	I _D (A)		R _{DS(ON)} (mΩ max) at V _{GS} =				VGS(th) (max V)	Ciss (pF)	Coss (pF)	Crss (pF)	Qg (nC)	Qgd (nC)	Trr (ns)	Qrr (nC)
								25°C	25°C	10V	4.5V	2.5V	1.8V								
TO-251A																					
AOI5N40	TO-251A	Single	N	No	No	400	30	4.2	78	1600				4.5	331	42	3	6.9 [†]	2.3*	160	930
AOI468	TO-251A	Single	N	No	No	300	30	11.5	150	420				4.5	632	90	7	12.8 [†]	4.3*	170	1300
AOI8N25	TO-251A	Single	N	No	No	250	30	8	78	560				4.3	306	51	3.2	6 [†]	1.5*	77	290
AOI478	TO-251A	Single	N	No	No	100	20	11	45	140	152			2.8	445	29	16	5.1	2.4	21	97
AOI4126	TO-251A	Single	N	No	No	100	25	43	100	24	30*			4	1770	165	55	28 [†]	10	20	82
AOI4286	TO-251A	Single	N	No	No	100	20	14	30	68	92			2.9	390	30	3	2.8	1.2	15	53
AOI444	TO-251A	Single	N	No	No	60	20	12	20	60	85			3	450	61	27	3.8	1.9	27	30
AOI2610E	TO-251A	Single	N	No	No	60	20	46	59.5	9.5				2.4	1100	300	28	7	3.5	19	65
AOI4184	TO-251A	Single	N	No	No	40	20	50	50	8	11			3	1500	215	135	27.2	6.4	29	26
AOI66406	TO-251A	Single	N	No	No	40	20	60	52	6.1	9.4			2.5	1480	245	13	8.5	3	11	21
AOI538	TO-251A	Single	N	No	No	30	20	70	93	3.1	4.8			3.1	2610	915	115	14	6.3	16.5	34.2
AOI423	TO-251A	Single	P	No	No	-30	25	-70	62.5	8.5				-3.5	2760	550	375	45*	12	15	30
AOI21357	TO-251A	Single	P	No	No	-30	25	-70	78	8	13			-2.3	2830	430	365	35	12	32	
AOI4185	TO-251A	Single	N	No	No	-40	20	-40	62.5	15*	20*			-3	2550	280	190	18.6	8.6	38	47
AOI409	TO-251A	Single	N	No	No	-60	20	-26	60	40*	55*			-2.4	2977	241	153	22.2	10	40	59
TO-251B																					
AOY66919	TO-251B	Single	N	No	No	100	20	70	156	6.5	8.5			2.6	3420	790	14	22	5	36	214
AOY66920	TO-251B	Single	N	No	No	100	20	70	89	8.2	10.7			2.5	2500	485	13	16.7	5	34	170
AOY2610E	TO-251B	Single	N	No	No	60	20	46	59.5	9.5	13.3			2.4	1100	300	28	7	3.5	19	65
AOY66620	TO-251B	Single	N	No	No	60	20	58	52	8.5				3.6	1070	310	12	16 [†]	3.6	18	58
AOY423	TO-251B	Single	P	No	No	30	20	-70	90	8.5				-3.5	2760	550	375	45 [†]	12	15	30
TO-252																					
AOD3N40	TO-252	Single	N	No	No	400	30	2.6	50	3100				4.5	186	26	2.1	4.2 [†]	1	140	640
AOD5N40	TO-252	Single	N	No	No	400	30	4.2	78	1600				4.5	331	42	3	6.9 [†]	2.3	160	930
AOD9N40	TO-252	Single	N	No	No	400	30	8	125	800				4.5	962	73	8	19.5 [†]	7.1	195	1900
AOD468	TO-252	Single	N	No	No	300	30	11.5	150	420				4.5	632	90	7	12.8 [†]	4.3	170	1300
AOD458	TO-252	Single	N	No	No	250	30	14	150	280				4.5	637	104	7.1	12	4.6	150	1240
AOD8N25	TO-252	Single	N	No	No	250	30	8	78	560				4.3	306	51	3.2	6 [†]	1.5	77	290
AOD2210	TO-252	Single	N	No	No	200	20	18	100	105	120*			2.5	2065	74	3.8	12	3	60	800
AOD4504	TO-252	Single	N	No	No	200	20	6	42.5	400				3.7	328	20.5	8	44	30	35	150
AOD2544	TO-252	Single	N	No	No	150	20	23	75	54	66			2.7	675	78	4	5.5	2.5	37	210
AOD4454	TO-252	Single	N	No	No	150	20	20	100	94	110*			4.6	820	70	22	15 [†]	4.4	32.5	230
AOD464	TO-252	Single	N	No	No	150	25	40	100	28	31*			4	2038	204	85	38.5 [†]	10	59.6	161
AOD478	TO-252	Single	N	No	No	100	20	11	45	140	152			2.8	445	29	16	5.1	2.4	21	97
AOD482	TO-252	Single	N	No	No	100	20	32	100	37	42			2.7	1630	100	50	18	9	32	200
AOD607A	TO-252	Complementary	N	No	No	30	20	8	19	25	38			2.6	395	67	41	3.5	1.7	6	6.6
AOD4132	TO-252	Single	N	No	No	30	20	85	100	4	6			3	3700	700	390	33	17.6	34	30
AOD424	TO-252	Single	N	No	No	20	12	45	100	4.4	5.7			1.6	3860	740	580	36	12	17	36
AOD424G	TO-252	Single	N	No	No	20	12	46	50		4.9	6.3		1.25	3300	485	370	31	8	17	30
AOD607A	TO-252	Complementary	P	No	No	-30	20	-12	30	27	45			-2.4	730	140	90	6.7	3.2	12	25.5
AOD661	TO-252	Complementary	P	No	No	-30	20	-12	31	22.5	36			-2.5	1040	180	125	9.6	4.6	11.5	25
AOD21357	TO-252	Single	P	No	No	-30	25	-70	78	8	13			-2.3	2830	430	365	35	12	32	62
AOD4185	TO-252	Single	P	No	No	-40	20	-40	62.5	15	20			-3	2550	280	190	18.6	8.5	38	47
AOD4189	TO-252	Single	P	No	No	-40	20	-40	62.5	22	29			-3	1870	185	155	7.9	6.2	32	30

1. Not recommended for new designs. Please contact your local sales office for a replacement part, if any.
2. On-resistance Static Source-Source, otherwise Static Drain-Source.

* R_{DS(ON)} measured at V_{GS} other than 10V, 4.5V or 1.8V.
† Qg measured with V_{GS} = 10V. In all other cases V_{GS} = 4.5V.

Medium Voltage MOSFETs (Continued)

Part Number	Package	Configuration	Polarity	ESD Diode	Schottky Diode	V _{DS} (V)	V _{GS} (±V)	I _D (A)	P _D (W)	R _{DS(ON)} (mΩ max) at V _{GS} =				V _{GS(th)} (max V)	C _{iss} (pF)	C _{oss} (pF)	C _{rss} (pF)	Q _g (nC)	Q _{gd} (nC)	T _{rr} (ns)	Q _{rr} (nC)
										10V	4.5V	2.5V	1.8V								
AOD407	TO-252	Single	P	No	No	-60	20	-12	50	115	150		-3	987	114	46	7.4	3.5	27.5	30	
AOD409	TO-252	Single	P	No	No	-60	20	-26	60	40	55		-2.4	2977	241	153	22.2	10	40	59	
AOD409G	TO-252	Single	P	No	No	-60	20	-26	60	40	55		-2.5	2350	160	115	22	10	23	107	
AOD603A	TO-252	Complementary	P	No	No	-60	20	-12	42.5	115	150		-3	960	86	38	7.4	3.5	27.5	30	
TO-262																					
AOW2502	TO-262	Single	N	No	No	150	20	106	277	10.7		5.1	3010	345	14	43 [†]	10	75	880		
AOW292	TO-262	Single	N	No	No	100	20	105	300	4.1	4.9*	3.4	6775	557	32	90 [†]	13.5	50	380		
AOW296	TO-262	Single	N	No	No	100	20	70	104	9.7*		3.4	2785	238	12	37	5	35	210		
AOW284	TO-262	Single	N	No	No	80	20	105	250	4.3	5.5*	3.3	5154	673	48	71 [†]	11.5	38	230		
AOW482	TO-262	Single	N	No	No	80	25	105	333	7.2	9*	3.7	4054	458	160	66.8 [†]	20.2	26	108		
AOW66613	TO-262	Single	N	No	No	60	20	120	260	2.5		3.5	5300	1500	50	78 [†]	20	30	135		
AOW66616	TO-262	Single	N	No	No	60	20	140	125	3.2		3.4	2870	940	38	42.5	10	26	87		
AOW66412	TO-262	Single	N	No	No	40	20	120	260	1.9	2.5	2.3	8320	1438	85	45	7	26	83		
TO-262F																					
AOWF412	TO-262F	Single	N	No	No	100	25	30	33	15.8	19.4*	3.8	2680	260	100	45	15	22	96		
TO-263																					
AOB2500L	TO-263	Single	N	No	No	150	20	152	375	6.2	7.3*	3.5	6460	586	22	97 [†]	17	90	1090		
AOB2502L	TO-263	Single	N	No	No	150	20	106	277	10.7		5.1	3010	347	14	43 [†]	10	75	880		
AOB292L	TO-263	Single	N	No	No	100	20	105	300	4.1		3.4	6775	557	32	90	13.5	50	380		
AOB296L	TO-263	Single	N	No	No	100	20	70	107	9.7		3.4	2785	238	12	16.5	5	35	210		
AOB414	TO-263	Single	N	No	No	100	25	51	150	25		4	1770	165	55	28 [†]	10	20	82		
AOB2904	TO-263	Single	N	No	No	100	20	120	326	4.4		3.3	7085	605	32	93	16	49	460		
AOB2910L	TO-263	Single	N	No	No	100	20	30	50	23.5	32.5	2.7	1190	95	7	7	2.5	30	145		
AOB66914L	TO-263	Single	N	No	No	100	20	120	375	2.7		3.5	12500	3190	55	48	31	55	335		
AOB66918L	TO-263	Single	N	No	No	100	20	120	375	5		3.7	6500	3200	30	75 [†]	15	80	790		
AOB66919L	TO-263	Single	N	No	No	100	20	105	187	6.5	8.5	2.6	3420	790	14	22	5	36	214		
AOB280L	TO-263	Single	N	No	No	80	20	140	333	2.2	3.1*	3.4	11135	1315	80	160 [†]	28	44	348		
AOB282L	TO-263	Single	N	No	No	80	20	105	272.5	3.2	4.9*	3.5	7765	960	66	58	21	40	320		
AOB284L	TO-263	Single	N	No	No	80	20	105	250	4.3	5.5*	3.3	5154	673	48	33.5	11.5	38	230		
AOB286L	TO-263	Single	N	No	No	80	20	70	167	5.7	7.6*	3.3	3142	435	43	44.5 [†]	8	29	161		
AOB288L	TO-263	Single	N	No	No	80	20	46	93.5	8.9	12.2*	3.4	1871	265	14	26.5	4	32	162		
AOB66811L	TO-263	Single	N	No	No	80	20	140	310	2.7		3.8	5750	1580	30	77	15	35	175		
AOB470L	TO-263	Single	N	No	No	75	25	100	268	10.2		4	4700	400	180	114 [†]	18	53	143		
AOB66613L	TO-263	Single	N	No	No	60	20	120	260	2.5		3.5	5300	1500	50	78 [†]	20	30	135		
AOB66616L	TO-263	Single	N	No	No	60	20	140	125	3.2		3.4	2870	940	38	42.5	10	26	87		
AOB2140L	TO-263	Single	N	No	No	40	20	195	272	1.5	2	2.3	9985	1635	95	54	11	29	107		
AOB2144L	TO-263	Single	N	No	No	40	20	120	187	2.3	4	2.4	5225	895	55	28	4.5	20	60		
AOB2146L	TO-263	Single	N	No	No	40	20	105	119	2.8	3.9	2.5	3830	630	45	20	3	18.5	50		
AOB4184	TO-263	Single	N	No	No	40	20	50	50	10	13	3	1500	215	135	13.6	6.4	19	59		
AOB409L	TO-263	Single	P	No	No	-60	20	-31.5	83.3	38	50	-2.4	2461	178	120	19.7	8.9	25.7	167		
AOB411L	TO-263	Single	P	No	No	-60	20	-78	187	16.5	22	-2.5	5330	483	234	40	18	27	165		

1. Not recommended for new designs. Please contact your local sales office for a replacement part, if any.
 2. On-resistance Static Source-Source, otherwise Static Drain-Source.

* R_{DS(ON)} measured at V_{GS} other than 10V, 4.5V or 1.8V.
 † Q_g measured with V_{GS} = 10V. In all other cases V_{GS} = 4.5V.

Medium Voltage MOSFETs (Continued)

Part Number	Package	Configuration	Polarity	ESD Diode	Schottky Diode	V _{DS} (V)	V _{GS} (±V)	I _D (A)	P _D (W)	R _{DS(ON)} (mΩ max) at V _{GS} =				V _{GS(th)} (max V)	C _{iss} (pF)	C _{oss} (pF)	C _{rss} (pF)	Q _g (nC)	Q _{gd} (nC)	T _{rr} (ns)	Q _{rr} (nC)
										10V	4.5V	2.5V	1.8V								
TOLLA																					
AOTL66515	New	TOLLA	Single	N	No	No	150	20	200	428	3.9			3	16700	720	17	270	15	84	1180
AOTL66518		TOLLA	Single	N	No	No	150	20	214	500	4.3			3.7	6460	820	5	80 [†]	15	86	920
AOTL66912		TOLLA	Single	N	No	No	100	20	380	500	1.7			3.5	12500	3190	55	155 [†]	31	55	335
AOTL66914	New	TOLLA	Single	N	No	No	100	20	220	272	2.5			3.5	7100	1900	27	93	13	50	300
AOTL66810		TOLLA	Single	N	No	No	80	20	420	425	1.25			3.6	13000	3300	95	175	35	52	340
AOTL66811	New	TOLLA	Single	N	No	No	80	20	268	272	1.80			3.8	7680	2130	45	102	21	40	233
AOTL66608		TOLLA	Single	N	No	No	60	20	400	500	0.85			3.3	14200	4300	155	205 [†]	50	50	265
AOTL66610		TOLLA	Single	N	No	No	60	20	350	272	1.2			3.6	7625	2145	68	103 [†]	23	37	172
AOTL66401		TOLLA	Single	N	No	No	40	20	400	300	0.7	0.95		2.3	19180	3110	180	100	22	35	160
TSOP-6																					
AO6420		TSOP-6	Single	N	No	No	60	20	4.2	2	60	75		3	450	60	25	4.3	2.2	25.1	28.7
AOTS21311C		TSOP-6	Single	P	Yes		-30	20	-5.9	2.5	45	65		-2.2	720	80	70	6.5	2.5	10	13

1. Not recommended for new designs. Please contact your local sales office for a replacement part, if any.
 2. On-resistance Static Source-Source, otherwise Static Drain-Source.

* R_{DS(ON)} measured at V_{GS} other than 10V, 4.5V or 1.8V.
 † Q_g measured with V_{GS} = 10V. In all other cases V_{GS} = 4.5V.

αMOS5™ High Voltage Super Junction MOSFETs

Part Number	V _{DS} (V)	R _{DS(ON)} (mΩ max) at V _{GS} = 10V	Package	Configuration	Polarity	ESD Diode	Schottky Diode	V _{GS} (±V)	I _D (A) 25°C	P _D (W) 25°C	V _{GS(th)} (max V)	C _{iss} (pF)	C _{oss} (pF)	Cr _{ss} (pF)	Q _g (nC)	Q _{gd} (nC)	T _{rr} (ns)	Q _{rr} (nC)	
V_{DS} = 600V																			
AOTF5N50FD	500	1800	TO-220F	Single	N	No	No	30	5	35	4.2	440	50	4.5	11*	3.8	87	15000	
AOK040A60	600	40	TO-247	Single	N	No	No	20	70	500	3.6	9320	220	5.0	175	55	525	15000	
AOK042A60FD	600	42	TO-247	Single	N	No	No	20	70	500	4.2	9165	230	2.0	175	52	252	3000	
AOK050V60A7	New	600	0.05	TO-247	Single	N	No	No	20	50	357	4.1	3550	120	1.2	70	25	450	11000
AOK065A60	600	65	TO-247	Single	N	No	No	20	50	446	3.6	5960	160	1.4	106	32	470	14000	
AOK065A60FD	New	600	65	TO-247	Single	N	No	No	20	50	446	4.5	6120	150	1.5	115	40	270	3500
AOB095A60L	600	95	TO-220	Single	N	No	No	20	38	378	—	4010	105	1.2	78	24	444	11500	
AOK095A60	600	95	TO-247	Single	N	No	No	20	38	378	—	4010	105	1.2	78	24	444	11500	
AOT095A60L	600	95	TO-220	Single	N	No	No	20	38	378	—	4010	105	1.2	78	24	444	11500	
AOTF095A60L	600	95	TO-220	Single	N	No	No	20	38*	41	—	4010	105	1.2	78	24	444	11500	
AOTL095A60	600	95	TOLL	Single	N	No	No	20	35	310	3.6	4140	105	0.5	72	22	444	11500	
AOWF095A60	600	95	TO-262F	Single	N	No	No	20	38	34.5	—	4010	105	1.2	78	24	444	11500	
AONV110A60	600	110	DFN8x8	Single	N	No	No	20	35	357	3.6	4140	105	0.5	72	22	444	11500	
AOB125A60L	600	125	TO-263	Single	N	No	No	20	28	357	4.5	2993	85	0.8	39	9	375	8000	
AOK125A60	600	125	TO-247	Single	N	No	No	20	28	367	4.5	2993	85	0.8	39	9	375	8000	
AOT125A60L	600	125	TO-263	Single	N	No	No	20	28	357	4.5	2993	85	0.8	39	9	375	8000	
AOTL125A60	600	125	TOLL	Single	N	No	No	20	28	312	—	2993	85	0.8	39	9	375	8000	
AOTF125A60L	600	125	TO-220F	Single	N	No	No	20	28	36	4.5	2993	85	0.8	39	9	375	8000	
AOW125A60	600	125	TO-262	Single	N	No	No	20	28	312.5	4.5	2993	85	0.8	39	9	375	8000	
AONV140A60	600	140	DFN8x8	Single	N	No	No	20	28	312	4.5	2995	85	0.8	44	9	375	8000	
AOB160A60L	600	160	TO-263	Single	N	No	No	20	24	250	—	2340	62	1.3	46	14	387	7300	
AOK160A60	600	160	TO-247	Single	N	No	No	20	24	250	—	2340	62	1.3	46	14	387	7300	
AOT160A60L	600	160	TO-220	Single	N	No	No	20	24	250	—	2340	62	1.3	46	14	387	7300	
AOTF160A60L	600	160	TO-220F	Single	N	No	No	20	24*	34.7	—	2340	62	1.3	46	14	387	7300	
AOB190A60CL	600	190	TO-263	Single	N	No	No	20	20	208	4.6	1935	55	1.25	34	8	341	6800	
AOB190A60L	600	190	TO-263	Single	N	No	No	20	20	208	4.6	1935	55	1.25	34	8	341	6800	
AOT190A60CL	600	190	TO-220	Single	N	No	No	20	20	208	4.6	1935	55	1.25	34	8	341	6800	
AOT190A60L	600	190	TO-220	Single	N	No	No	20	20	208	4.6	1935	55	1.25	34	11	341	6800	
AOTF190A60CL	600	190	TO-220F	Single	N	No	No	20	20*	32	4.6	1935	55	1.25	34	8	341	6800	
AOTF190A60L	600	190	TO-220F	Single	N	No	No	20	20	32	4.4	1935	55	1.25	34	8.7	265	3600	
AOWF160A60	600	190	TO-262F	Single	N	No	No	20	20	12	4.6	1935	55	1.25	34	8	341	6800	
AOWF190A60C	600	190	TO-262F	Single	N	No	No	20	20*	27	4.6	1935	55	1.25	34	8	341	6800	
AOWF190A60	600	190	TO-262F	Single	N	No	No	20	20*	27	—	1935	55	1.25	34	11	341	6800	
AOB280A60L	600	280	TO-263	Single	N	No	No	20	14	156	—	1350	38	1	23.5	5.5	280	3800	
AOD280A60	600	280	TO-252	Single	N	No	No	20	14	138	—	1350	38	1	23.5	5.5	280	3800	
AOT280A60L	600	280	TO-220	Single	N	No	No	20	14	156	—	1350	38	1	23.5	5.5	280	3800	
AOTF280A60L	600	280	TO-220F	Single	N	No	No	20	14*	156	—	1350	38	1	23.5	5.5	280	3800	
AOWF280A60	600	280	TO-262F	Single	N	No	No	20	14	26.5	—	1350	38	1	23.5	5.5	280	3800	
AONV310A60	600	310	DFN8x8	Single	N	No	No	20	14	156	3.6	1350	38	1	20	4.5	280	3800	
AOB380A60CL	600	380	TO-263	Single	N	No	No	20	11	131	3.8	955	29	2.4	20	6.6	251	3100	
AOD380A60C	600	380	TO-252	Single	N	No	No	20	11	125	3.8	955	29	2.4	20	6.6	251	3100	
AOD380A60	600	380	TO-252	Single	N	No	No	20	11	125	3.2	955	29	2.4	20	6.6	251	3100	
AOI380A60C	600	380	TO-251A	Single	N	No	No	20	11	125	3.8	955	29	2.4	20	6.6	251	3100	
AOT380A60CL	600	380	TO-220	Single	N	No	No	20	11*	131	3.8	955	29	2.4	20	6.6	251	3100	

1. Not recommended for new designs. Please contact your local sales office for a replacement part, if any.
2. On-resistance Static Source-Source, otherwise Static Drain-Source.

* R_{DS(ON)} measured at V_{GS} other than 10V, 4.5V or 1.8V.
† Q_g measured with V_{GS} = 10V. In all other cases V_{GS} = 4.5V.

αMOS5™ High Voltage Super Junction MOSFETs (Continued)

Part Number	V _{DS} (V)	R _{DS(ON)} (mΩ max) at V _{GS} = 10V	Package	Configuration	Polarity	ESD Diode	Schottky Diode	V _{GS} (±V)	I _D (A) 25°C	P _D (W) 25°C	V _{GS(th)} (max V)	C _{iss} (pF)	C _{oss} (pF)	Cr _{ss} (pF)	Q _g (nC)	Q _{gd} (nC)	T _{rr} (ns)	Q _{rr} (nC)
AOT380A60L	600	380	TO-220	Single	N	No	No	20	11*	131	3.2	955	29	2.4	20	6.6	251	3100
AOTF380A60CL	600	380	TO-220F	Single	N	No	No	20	11*	27	3.8	955	29	2.4	20	6.6	251	3100
AOTF380A60L	600	380	TO-220F	Single	N	No	No	20	11*	27	3.2	955	29	2.4	20	6.6	251	3100
AOWF380A60C	600	380	TO-262F	Single	N	No	No	20	11	25	3.8	955	29	2.4	20	6.6	251	3100
AOD600A60	600	600	TO-252	Single	N	No	No	20	8	96	—	608	19	1.3	11.5	2.8	159	1200
AOI600A60	600	600	TO-251A	Single	N	No	No	20	8	96	—	608	19	1.3	11.5	2.8	159	1200
AOTF600A60L	600	600	TO-220F	Single	N	No	No	20	8	27.5	—	608	19	1.3	11.5	2.8	159	1200
AOWF600A60	600	600	TO-262F	Single	N	No	No	20	8	23	—	608	19	1.3	11.5	2.8	159	1200
AO3160E	600	500,000	SOT23A	Single	N	No	No	20	0.04	1.39	3.2	9.5	1.7	0.60	0.90*	0.49	105	9.5

1. Not recommended for new designs. Please contact your local sales office for a replacement part, if any.
2. On-resistance Static Source-Source, otherwise Static Drain-Source.

* R_{DS(ON)} measured at V_{GS} other than 10V, 4.5V or 1.8V.
† Q_g measured with V_{GS} = 10V. In all other cases V_{GS} = 4.5V.

αMOS5™ High Voltage Super Junction MOSFETs

Part Number	V _{DS} (V)	R _{DS(ON)} (mΩ max) at V _{GS} = 10V	Package	Configuration	Polarity	ESD Diode	Schottky Diode	V _{GS} (±V)	I _D (A) 25°C	P _D (W) 25°C	V _{GS(th)} (max V)	C _{iss} (pF)	C _{oss} (pF)	C _{rss} (pF)	Q _g (nC)	Q _{gd} (nC)	T _{rr} (ns)	Q _{rr} (nC)
V_{DS} = 700V																		
AOB360A70L	700	360	TO-263	Single	N	No	No	20	12	156	—	1360	34	1.7	22.5	6.3	310	4800
AOD360A70	700	360	TO-252	Single	N	No	No	20	12	138	—	1360	34	1.7	22.5	6.3	310	4800
AOI360A70	700	360	TO-251A	Single	N	No	No	20	12	138	—	1360	34	1.7	22.5	6.3	310	4800
AOT360A70L	700	360	TO-220	Single	N	No	No	20	12	156	—	1360	34	1.7	22.5	6.3	310	4800
AOTF360A70L	700	360	TO-220F	Single	N	No	No	20	12	29.5	—	1360	34	1.7	22.5	6.3	310	4800
AOWF360A70	700	360	TO-262F	Single	N	No	No	20	12	29.5	—	1360	34	1.7	22.5	6.3	310	4800
AONS420A70	700	420	DFN5x6F	Single	N	No	No	20	12	183	4.6	1360	34	1.7	21.5	6.0	310	4800
AONV420A70	700	420	DFN8x8	Single	N	No	No	20	12	156	4.6	1360	34	1.7	21.5	6.0	310	4800
AOB450A70L	700	450	TO-263	Single	N	No	No	20	11	138	3.6	1115	30	2.0	20	5.2	275	3500
AOD450A70	700	450	TO-252	Single	N	No	No	20	11	125	3.6	1115	30	2.0	20	5.2	275	3500
AOI450A70	700	450	TO-251A	Single	N	No	No	20	11	125	3.6	1115	30	2.0	20	5.2	275	3500
AOT450A70L	700	450	TO-220	Single	N	No	No	20	11	138	3.6	1115	30	2.0	20	5.2	275	3500
AOTF450A70L	700	450	TO-220F	Single	N	No	No	20	11	27	3.6	1115	30	2.0	20	5.2	275	3500
AOWF450A70	700	450	TO-262F	Single	N	No	No	20	11	26	3.6	1115	30	2.0	20	5.2	275	3500
AONS520A70	700	520	DFN5x6F	Single	N	No	No	20	11	166	3.6	1115	30	2.0	16.5	4.2	275	3500
AOB600A70L	700	600	TO-263	Single	N	No	No	20	8.5	104	—	870	23	1.3	15.5	4.3	245	3000
AOB600A70FL	700	600	TO-263	Single	N	No	No	20	8.5	104	—	900	23	1.4	14.5	2.6	260	3500
AOD600A70	700	600	TO-252	Single	N	No	No	20	8.5	104	—	870	23	1.3	15.5	4.3	245	3000
AOD600A70R	700	600	TO-252	Single	N	No	No	20	8.5	104	—	950	25	1.5	15.5	2.7	250	3500
AOI600A70	700	600	TO-251A	Single	N	No	No	20	8.5	104	—	870	23	1.3	15.5	4.3	245	3000
AOI600A70R	700	600	TO-252	Single	N	No	No	20	8.5	104	—	950	25	1.5	15.5	2.7	250	3500
AOT600A70L	700	600	TO-220	Single	N	No	No	20	8.5	104	—	870	23	1.3	15.5	4.3	245	3000
AOT600A70FL	700	600	TO-220	Single	N	No	No	20	8.5	104	—	900	23	1.4	14.5	2.6	260	3500
AOTF600A70FL	700	600	TO-220F	Single	N	No	No	20	8.5	26	—	900	23	1.4	14.5	2.6	260	3500
AOWF600A70	700	600	TO-220F	Single	N	No	No	20	8.5	25	—	870	23	1.3	15.5	4.3	245	3000
AOWF600A70F	700	600	TO-220F	Single	N	No	No	20	8.5	25	—	900	23	1.4	14.5	2.6	260	3500
AOB780A70L	700	780	TO-263	Single	N	No	No	20	7	89	4.1	675	18	1.8	11.5	2.8	230	2500
AOD780A70	700	780	TO-252	Single	N	No	No	20	7	83	4.1	675	18	1.8	11.5	2.8	230	2500
AOT780A70L	700	780	TO-220	Single	N	No	No	20	7	89	4.1	675	18	1.8	11.5	2.8	230	2500
AOTF780A70L	700	780	TO-220F	Single	N	No	No	20	7	25	4.1	675	18	1.8	11.5	2.8	230	2500
AOWF780A70	700	780	TO-262F	Single	N	No	No	20	7	23	4.1	675	18	1.8	11.5	2.8	230	2500
AONS850A70	700	850	DFN5X6	Single	N	No	No	20	7.6	113	4.1	675	18	1.8	11.5	2.8	230	2500
AOD950A70	700	950	TO-252	Single	N	No	No	20	5	56.5	4.1	461	15	1.4	10	2.8	200	2000
AOI950A70	700	950	TO-251A	Single	N	No	No	20	5	56.5	4.1	461	15	1.4	10	2.8	200	2000
AOD1R4A70	700	1400	TO-252	Single	N	No	No	20	3.8	32	4.1	354	12	1.3	8	2	176	1400
AOI1R4A70	700	1400	TO-251A	Single	N	No	No	20	3.8	48	4.1	354	12	1.3	8	2	176	1400

1. Not recommended for new designs. Please contact your local sales office for a replacement part, if any.
2. On-resistance Static Source-Source, otherwise Static Drain-Source.

* R_{DS(ON)} measured at V_{GS} other than 10V, 4.5V or 1.8V.
† Q_g measured with V_{GS} = 10V. In all other cases V_{GS} = 4.5V.

Intelligent Power Modules (IPMs)

Part Number		Package	Description	Input Logic	Rated Voltage (V)	Related Current (A)	Emitter Configuration	Pin Length
IPM-3								
AIP3D05A060Q4		IPM-3	3-Phase ESD IGBT IPM	Active High	600	5	Separated	Long
AIP3D10A060Q4		IPM-3	3-Phase ESD IGBT IPM	Active High	600	10	Separated	Long
AIP3D10A060Q6		IPM-3	3-Phase ESD IGBT IPM	Active High	600	10	Separated	
AIP3D10A060Q6N		IPM-3A	3-Phase ESD IGBT IPM	Active High	600	10	Separated	
AIP3D15A060Q4		IPM-3	3-Phase ESD IGBT IPM	Active High	600	15	Separated	Long
AIP3D15A060Q4N		IPM-3A	3-Phase ESD IGBT IPM	Active High	600	15	Separated	
AIP3D15A060Q4T		IPM-3E	3-Phase ESD IGBT IPM	Active High	600	15	Separated	Long with Stopper
AIP3D15A060Q6		IPM-3	3-Phase ESD IGBT IPM	Active High	600	15	Separated	Long
AIP3D15A060Q6N		IPM-3A	3-Phase ESD IGBT IPM	Active High	600	15	Separated	
AIP3D20A060Q4		IPM-3	3-phase ESD IGBT IPM	Active High	600	20	Separated	
AIP3D20A060Q4N		IPM-3A	3-phase ESD IGBT IPM	Active High	600	20	Separated	
AIP3D30A060Q4		IPM-3	3-phase ESD IGBT IPM	Active High	600	30	Separated	
AIP3D30A060Q4N		IPM-3A	3-phase ESD IGBT IPM	Active High	600	30	Separated	
AIP3N15A060Q4		IPM-3	3-phase ESD IGBT IPM with NTC	Active High	600	15	Separated	
AIP3N15A060Q4N		IPM-3A	3-phase ESD IGBT IPM with NTC	Active High	600	15	Separated	
AIP3N15A060Q4U	New	IPM-3G	3-phase ESD IGBT IPM with NTC	Active High	600	15	Separated	Ultra Short
AIP3P15A060Q4		IPM-3B	3-phase ESD IGBT IPM	Active High	600	15	Separated	
AIP3P15A060Q4N		IPM-3C	3-phase ESD IGBT IPM	Active High	600	15	Separated	
AIP3P15A060Q4T		IPM-3F	3-phase ESD IGBT IPM	Active High	600	15	Separated	
IPM-5								
AFP5D06K060Q5		IPM-5	Full Bridge ESD IGBT IPM	Active High	600	6	Separated	
AFP5D06K060Q5S		IPM-5A	Full Bridge ESD IGBT IPM	Active High	600	6	Separated	
AIM5C05B060N1		IPM-5	3-phase IGBT IPM	Active High	600	5	Separated	
AIM5D05B060N1		IPM-5	3-phase IGBT IPM	Active High	600	5	Separated	
AIM5D05K060M2		IPM-5	3-Phase ESD IGBT IPM	Active High	600	5	Separated	
AIM5D05K060M2S		IPM-5A	3-Phase ESD IGBT IPM	Active High	600	5	Separated	Short
AIM5D05L060Q4		IPM-5	3-phase ESD-IGBT IPM, Low EMI	Active High	600	5	Separated	
AIM5D05L060Q4S		IPM-5A	3-phase ESD-IGBT IPM, Low EMI	Active High	600	5	Separated	
AIM5D10B060M1		IPM-5	3-phase IGBT IPM	Active High	600	10	Separated	
AIM5D10L060Q4		IPM-5	3-Phase ESD IGBT IPM, Low EMI	Active High	600	10	Separated	
AIM5D10L060Q4S		IPM-5A	3-phase ESD-IGBT IPM, Low EMI	Active High	600	10	Separated	
AIP5D05E060Q4		IPM-5	3-phase ESD-IGBT IPM, Low EMI	Active High	600	5	Separated	
AIP5D05E060Q4S		IPM-5A	3-phase ESD-IGBT IPM, Low EMI	Active High	600	5	Separated	
AIP5D05K060Q4		IPM-5	3-phase ESD-IGBT IPM	Active High	600	5	Separated	
AIP5D05K060Q4S		IPM-5A	3-phase ESD-IGBT IPM	Active High	600	5	Separated	
AIP5D10K060Q4		IPM-5	3-phase ESD-IGBT IPM	Active High	600	10	Separated	
AIP5D10K060Q4S		IPM-5A	3-phase ESD-IGBT IPM	Active High	600	10	Separated	
AIP5D10K060Q4U		IPM-5C	3-phase ESD-IGBT IPM	Active High	600	10	Separated	Ultra Short
AIP5D15K060Q4		IPM-5	3-phase ESD-IGBT IPM	Active High	600	15	Separated	
AIP5D15K060Q4S		IPM-5A	3-phase ESD-IGBT IPM	Active High	600	15	Separated	Short
AIP5N05E060Q4	New	IPM-5	3-Phase ESD IGBT IPM	Active High	600	5	Separated	
AIP5N05E060Q4S	New	IPM-5A	3-Phase ESD IGBT IPM	Active High	600	5	Separated	Short
AIP5N15K060Q4		IPM-5	3-phase ESD-IGBT IPM with NTC	Active High	600	15	Separated	
AIP5N15K060Q4S		IPM-5	3-phase ESD-IGBT IPM with NTC	Active High	600	15	Separated	Short

Intelligent Power Modules (IPMs) (Continued)

Part Number	Package	Description	Input Logic	Related Voltage (V)	R _{DS(ON)} (mΩ max)	Emitter Configuration
IPM-7						
AIM702H50B	IPM-7	3-Phase MOSFET IPM	Active High	500	4.0	500
AIM702S60C1	IPM-7	3-Phase MOSFET IPM	Active High	600	4.2	600
AIM703S60C1	IPM-7	3-Phase MOSFET IPM	Active High	600	3.0	600
AIM704H50B	IPM-7	3-Phase MOSFET IPM	Active High	500	2.4	500

Gate Drivers

Part Number	Package	Input Logic	Output Current (mA)		V _{CC} UVLO Typ. (V)		V _{BD} UVLO Typ. (V)	
			I _{O+}	I _{O-}	Set	Reset	Set	Reset
SOP								
AGD8236A	SOP-28L	Active Low	200	350	11.4	11.9	10	11
AGD8256A	SOP-28L	Active High	200	350	11.4	11.9	10	11
AGD8252B1	SOP-8L	Active High	200	350	11.4	11.9	10	11
AGD8252B2	SOP-8L	Active High	200	350	11.4	11.9	10	11

Insulated-Gate Bipolar Transistors (IGBTs) – Single

Part Number	Package	Configuration	V _{CE} (max) (V)	I _C (max) (A)		V _{CE(sat)} (typ) (V)	E _{ON} (typ) (mJ)	E _{OFF} (typ) (mJ)	Qg (typ) (nC)
				25°C	100°C				
TO-247									
AOKS40B65H2AL	TO-247	IGBT	650	80	40	2.05	1.17	0.54	61

Insulated-Gate Bipolar Transistors (IGBTs) – Co-Pack

Part Number	Package	Configuration	V _{CE} (max) (V)	I _C (max) (A)		V _{CE(sat)} (typ) (V)	E _{ON} (typ) (mJ)	E _{OFF} (typ) (mJ)	Qg (typ) (nC)	V _F (typ) (V)	Qrr (typ) (μC)	I _{rm} (typ) (A)
				25°C	100°C							
TO-220												
AOT5B65M1	TO-220	IGBT with Anti-Parallel Diode	650	10	5	1.57	0.08	0.07	14	1.8	0.24	2.78
AOT10B65M1	TO-220	IGBT with Anti-Parallel Diode	650	10	10	1.6	0.18	0.13	24	1.9	0.4	3.8
AOT10B65M2	TO-220	IGBT with Anti-Parallel Diode	650	10	10	1.6	0.18	0.13	24	1.6	0.45	4
AOT15B65M1	TO-220	IGBT with Anti-Parallel Diode	650	30	15	1.7	0.29	0.2	32	1.77	0.7	4.7
AOT15B65M3	TO-220	IGBT with Anti-Parallel Diode	650	30	15	1.95	0.28	0.19	25.4	1.9	0.4	3.8
AOT20B65M1	TO-220	IGBT with Anti-Parallel Diode	650	40	20	1.7	0.47	0.27	46	1.66	0.8	5.2

Insulated-Gate Bipolar Transistors (IGBTs) – Co-Pack (Continued)

Part Number	Package	Configuration	V _{CE} (max) (V)	I _C (max) (A)		V _{CE(sat)} (typ) (V)	E _{ON} (typ) (mJ)	E _{OFF} (typ) (mJ)	Qg (typ) (nC)	V _F (typ) (V)	Qrr (typ) (µC)	I _{rm} (typ) (A)
				25°C	100°C							
TO-220F												
AOTF5B65M1	TO-220F	IGBT with Anti-Parallel Diode	650	10	5	1.57	0.08	0.07	14	1.8	0.24	2.78
AOTF5B65M2	TO-220F	IGBT with Anti-Parallel Diode	650	10	5	1.57	0.08	0.07	14	1.48	0.27	3.5
AOTF10B60D2	TO-220F	IGBT with Anti-Parallel Diode	600	23	10	1.55	0.14	0.04	9.4	1.46	0.23	4.4
AOTF10B65M1	TO-220F	IGBT with Anti-Parallel Diode	650	20	10	1.6	0.18	0.13	24	1.9	0.4	3.8
AOTF10B65M2	TO-220F	IGBT with Anti-Parallel Diode	650	20	10	1.6	0.18	0.13	24	1.6	0.5	4
AOTF10B65MQ2	TO-220F	IGBT with Anti-Parallel Diode	650	20	10	1.6	0.18	0.13	24	2.1	0.24	3.9
AOTF15B65M1	TO-220F	IGBT with Anti-Parallel Diode	650	30	15	1.7	0.29	0.2	32	1.77	0.7	4.7
AOTF15B65M2	TO-220F	IGBT with Anti-Parallel Diode	650	30	15	1.7	0.29	0.2	32	1.5	0.7	5.4
AOTF15B65M3	TO-220F	IGBT with Anti-Parallel Diode	650	30	15	1.95	0.28	0.19	25.4	1.9	0.4	3.8
AOTF15B65MQ1	TO-220F	IGBT with Anti-Parallel Diode	650	30	15	1.7	0.29	0.2	32	1.65	0.24	3.9
AOTF20B65LN2	TO-220F	IGBT with Anti-Parallel Diode	650	40	20	1.54	0.45	0.26	14	1.6	0.6	5.4
AOTF20B65M1	TO-220F	IGBT with Anti-Parallel Diode	650	40	20	1.7	0.47	0.27	46	1.66	0.8	5.2
AOTF20B65M2	TO-220F	IGBT with Anti-Parallel Diode	650	40	20	1.7	0.58	0.28	46	1.56	0.8	5.6
TO-247												
AOK30B135W1	TO-247	IGBT with Anti-Parallel Diode	1350	60	30	1.8	—	1.47	62	1.6	—	—
AOK40B120H1	TO-247	IGBT with Anti-Parallel Diode	1200	80	40	1.8	2.45	1.24	128	2.8	1.1	6.5
AOK40B120N1	TO-247	IGBT with Anti-Parallel Diode	1200	80	40	1.97	3.4	1.4	100	1.53	3	18.5
AOK40B120P1	TO-247	IGBT with Anti-Parallel Diode	1200	80	40	1.83	2.5	1.3	202	1.73	1.8	17
AOK20B65M1	TO-247	IGBT with Anti-Parallel Diode	650	40	20	1.7	0.47	0.27	46	1.66	1.6	7.1
AOK20B65M2	TO-247	IGBT with Anti-Parallel Diode	650	40	20	1.7	0.58	0.28	46	1.56	0.8	5.6
AOK30B65M2	TO-247	IGBT with Anti-Parallel Diode	650	60	30	1.66	1.02	0.41	63	1.56	1.2	7.4
AOK40B65H1	TO-247	IGBT with Anti-Parallel Diode	650	80	40	1.9	1.27	0.46	63	2.22	1	6.2
AOK40B65H2AL	TO-247	IGBT with Anti-Parallel Diode	650	80	40	2.05	1.17	0.54	61	2.12	0.7	4.7
AOK40B65HQ1	TO-247	IGBT with Anti-Parallel Diode	650	80	40	2.05	1.19	0.38	61	1.8	0.41	5.08
AOK40B65HQ2	TO-247	IGBT with Anti-Parallel Diode	650	80	40	2.05	1.19	0.38	61	1.86	0.48	5.69
AOK40B65HQ3	TO-247	IGBT with Anti-Parallel Diode	650	80	40	2.05	1.19	0.8	61	1.65	0.24	3.7
AOK40B65M3	TO-247	IGBT with Anti-Parallel Diode	650	80	40	1.95	1.3	0.5	59	2.22	1	6
AOK50B65H1	TO-247	IGBT with Anti-Parallel Diode	650	100	50	1.9	1.92	0.85	76	2.25	0.9	6.3
AOK50B65M2	TO-247	IGBT with Anti-Parallel Diode	650	80	40	1.95	1.3	0.5	59	2.22	1	6
AOK60B65H1	TO-247	IGBT with Anti-Parallel Diode	650	120	60	1.88	2.42	1.17	90	2.08	1.2	7.8
AOK60B65H2AL	TO-247	IGBT with Anti-Parallel Diode	650	120	60	1.95	2.36	1.17	84	1.88		6
AOK60B65HQ3	TO-247	IGBT with Anti-Parallel Diode	650	120	60	1.95	2.21	1.2	84	1.65	0.24	3.7
AOK60B65M3	TO-247	IGBT with Anti-Parallel Diode	650	120	60	1.94	2.6	1.3	106	1.91	1.3	7.5
AOK75B65H1	TO-247	IGBT with Anti-Parallel Diode	650	150	75	1.85	3.77	2.04	109	2.15	1.2	7.9
AOK30B60D1	TO-247	IGBT with Anti-Parallel Diode	600	60	30	1.85	1.1	0.24	34	1.47	0.50	7
AOK40B60D1	TO-247	IGBT with Anti-Parallel Diode	600	80	40	1.85	1.55	0.3	45	1.42	0.63	8
TO-252												
AOD5B65M1	TO-252	IGBT with Anti-Parallel Diode	650	10	5	1.57	0.08	0.07	14	1.8	0.24	2.78
AOD5B65M1H	TO-252	IGBT with Anti-Parallel Diode	650	10	5	1.57	0.08	0.07	14	1.8	0.24	2.78
AOD5B65MQ1E	TO-252	IGBT with Anti-Parallel Diode	650	10	5	2.15	0.09	0.06	8.8	2.06	0.11	2.46
AOD5B65N1	TO-252	IGBT with Anti-Parallel Diode	650	10	5	2.5	0.081	0.049	9.2	2.13	0.19	2.5
AOD6B60M1	TO-252	IGBT with Anti-Parallel Diode	600	12	6	1.7	0.12	0.09	14	1.45	0.15	3.5
AOD7B65M3	TO-252	IGBT with Anti-Parallel Diode	650	14	7	1.87	0.108	0.099	14	2.6	0.29	3
AOD8B65MQ1	TO-252	IGBT with Anti-Parallel Diode	650	16	8	1.8	0.16	0.11	22	1.52	0.2	3.49

Insulated-Gate Bipolar Transistors (IGBTs) – Co-Pack (Continued)

Part Number	Package	Configuration	V _{CE} (max) (V)	I _C (max) (A)		V _{CE(sat)} (typ) (V)	E _{ON} (typ) (mJ)	E _{OFF} (typ) (mJ)	Qg (typ) (nC)	V _F (typ) (V)	Q _{rr} (typ) (μC)	I _{rm} (typ) (A)
				25°C	100°C							
TO-263												
AOB5B65M1	TO-263	IGBT with Anti-Parallel Diode	650	10	5	1.57	0.08	0.07	14	1.8	0.24	2.78
AOB10B65M1	TO-263	IGBT with Anti-Parallel Diode	650	20	10	1.6	0.18	0.13	24	1.9	0.4	3.8
AOB15B65M1	TO-263	IGBT with Anti-Parallel Diode	650	30	15	1.7	0.29	0.2	32	1.77	0.7	4.7
AOB20B65M1	TO-263	IGBT with Anti-Parallel Diode	650	40	20	1.7	0.47	0.27	46	1.66	0.8	5.2
AOB30B65LN2V	TO-263	IGBT Discrete	650	60	30	1.86	0.88	0.35	52	1.27-1.3	2.28	10.5
TO-3PF												
AOGF60B65H2AL	TO-3PF	IGBT with Anti-Parallel Diode	650	120	60	1.95	2.36	1.17	84	1.88	0.8	6.0


Insulated-Gate Bipolar Transistors (IGBTs) – Fast Recovery Diodes (FRD)

Part Number	Package	Configuration	V _{BR} (V)	V _F (typ) (V)	I _F (25°C) (A)	I _{FM} (A)	Q _{RR} (typ) (μC)	I _{rm} (typ) (A)	t _{rr} (ns)	T _J (°C)
TO-3PF										
AOGF20D65L1L	TO-3PF	Fast Recovery Diodes (FRD)	650	1.54	20	60	0.34	5.6	104	175
AOGF30D65L1L	TO-3PF	Fast Recovery Diodes (FRD)	650	1.48	30	90	0.54	7.6	125	175
AOGF40D65L1L	TO-3PF	Fast Recovery Diodes (FRD)	650	1.50	40	120	0.58	8	126	175

Package Type

AOS delivers advanced package technologies that meet the ever-increasing performance and power-efficiency requirements of our customers. We offer a range of package options to support a wide spectrum of end-applications, from handheld, to computing, to consumer, and high-power industrial applications.

Package Type (Continued)




NOTE: Images are not to scale


NOTE: Images are not to scale

Package Type (Continued)


LEFT BLANK INTENTIONALLY




TO-220F (10.16x15.87)
(28.86 w/leads)




TO-247 (15.8x21)
(40.92 w/leads)




TO-251 (6.5x5.55)
(14.75 w/leads)




TO-251A/B (6.6x6.1)
(9.73 w/leads for A)
(10.48 w/leads for B)




DPAK (TO-252) (6.6x6.1)
(10.03 w/leads)




I²PAK (TO-262)
10.15x8.78
(22.45 w/leads)



I²PAK (TO-262F)
10.15x8.78
(22.45 w/leads)



D²PAK (TO-263)
9.14x10.03
(15.24 w/leads)



TO3PF
(15.35x14.30)



WLCSP (0.43x0.23)
WLCSP (0.6x0.3)
WLCSP (1.57x1.57)
WLCSP (1.6x1.6)
WLCSP (1.8x1.31)

NOTE: Images are not to scale

Products Not Recommended for New Designs

αMOS1 High Voltage MOSFETs⁽¹⁾

Part Number	Package	Configuration	Polarity	ESD Diode	Schottky Diode	V _{DS} (V)	V _{GS} (±V)	I _D (A)	P _D (W)	R _{DS(ON)} (mΩ max) at V _{GS} =				V _{GS(th)} (max V)	C _{iss} (pF)	C _{oss} (pF)	C _{rss} (pF)	Q _g (nC)	Q _{gd} (nC)	T _{rr} (ns)	Q _{rr} (nC)
								25°C	25°C	10V	4.5V	2.5V	1.8V								
DFN 8x8																					
AOV11S60	DFN8x8	Single	N	No	No	600	30	8	156	500				4.1	545	37.3	1.42	11 [†]	3.8	250	3300
AOV15S60	DFN8x8	Single	N	No	No	600	30	12	208	360				3.8	717	58	1.3	15.6 [†]	6	282	4500
AOV20S60	DFN8x8	Single	N	No	No	600	30	18	276	250				4.1	1038	68	2.1	20 [†]	7.6	350	5700
SOT-23A																					
AO3160E	SOT-23A-3	Single	N	Yes	No	600	20	0.04	1.39	500000	600000			3.2	9.5	1.7	0.6	0.9	0.49	105	9.5
TO-220																					
AOT15S60L	TO-220	Single	N	No	No	600	30	15	208	290				3.8	717	58	1.3	15.6 [†]	6	282	4500
AOT4S60	TO-220	Single	N	No	No	600	30	4	83	900				4.1	263	21	0.75	6 [†]	1.8	177	1500
AOT7S60	TO-220	Single	N	No	No	600	30	7	104	600				3.9	372	28	1.2	8.2 [†]	2.8	198	2400
AOT11S65	TO-220	Single	N	No	No	650	30	11	198	399				4	646	42	1.1	13.2 [†]	4.3	278	4200
AOT25S65	TO-220	Single	N	No	No	650	30	25	357	190				4	1278	87	1.4	26.4 [†]	9.5	408	8270
TO-220F																					
AOTF29S50	TO-220F	Single	N	No	No	500	30	29	50	150				3.9	1312	88	2.5	26.6 [†]	9.2	387	7300
AOTF11N60/L	TO-220F	Single	N	No	No	600	30	11	50	650				4.5	1656	146	11.2	30.6 [†]	9.6	500	5900
AOTF15S60/L	TO-220F	Single	N	No	No	600	30	15	27.8	290				3.8	717	58	1.3	15.6 [†]	6	282	4500
AOTF20S60/L	TO-220F	Single	N	No	No	600	30	20	50	1990				2.8	1038	68	2.1	19.8	7.6	350	5700
AOTF27S60/L	TO-220F	Single	N	No	No	600	30	27	50	160				4	1294	80	2.3	26	8.8	440	7500
AOTF42S60	TO-220F	Single	N	No	No	600	30	39	50	99				3.8	2154	135	2.7	40 [†]	11.9	473	10500
AOTF42S60L	TO-220F	Single	N	No	No	600	30	39	37.9	99				3.8	2154	135	2.7	40 [†]	11.9	473	10500
AOTF4N60/L	TO-220F	Single	N	No	No	600	30	4	35	2200				4.5	511	51	4.4	15	7.6	212	1600
AOTF4S60	TO-220F	Single	N	No	No	600	30	4	83	900				4.1	263	21	0.75	6 [†]	1.8	177	1500
AOTF7S60	TO-220F	Single	N	No	No	600	30	7	34	600				3.9	372	28	1.2	8.2 [†]	2.8	198	2400
AOTF8N80/L	TO-220F	Single	N	No	No	800	30	7.4	50	1630				4.5	1375	101	11	26	9.1	484	6000
AOTF11S65	TO-220F	Single	N	No	No	650	30	11	39	399				4	646	42	1.1	13.2 [†]	4.3	278	4200
AOTF15S65/L	TO-220F	Single	N	No	No	650	30	15	50	290				4	841	58	1.1	17.2 [†]	5.3	320	5500
AOTF25S65	TO-220F	Single	N	No	No	650	30	25	50	190				4	1278	87	1.4	26.4 [†]	9.5	408	8270
AOTF7S65/L	TO-220F	Single	N	No	No	650	30	7	25	650				4	434	30	17.5	9.2 [†]	2.7	224	2800
TO-247																					
AOK29S50	TO-247	Single	N	No	No	500	30	29	357	150				3.9	1312	88	2.5	26.6 [†]	9.2	387	7300
AOK53S60	TO-247	Single	N	No	No	600	30	53	520	70				3.8	3034	222	3	59 [†]	19	664	14000
AOK20N60L	TO-247	Single	N	No	No	600	30	20	417	370				4.5	3061	273	22.8	61	24	480	10.5
AOK20S60L	TO-247	Single	N	No	No	600	30	20	266	199				4.1	1038	68	2.1	19.8	7.6	380	5.7
AOK27S60L	TO-247	Single	N	No	No	600	30	27	357	160				4	1294	80	2.3	26	6.2	440	7.5
AOK42S60L	TO-247	Single	N	No	No	600	30	39	417	99				3.8	2154	135	2.7	40	11.9	473	10.5
TO-251																					
AOU4S60	TO-251	Single	N	No	No	600	30	4	56.8	900				4.1	263	21	0.75	6 [†]	1.8	177	1500
TO-251A																					
AOI11S60	TO-251A	Single	N	No	No	600	30	11	208	399				4.1	545	37.3	1.42	11 [†]	3.8	250	3300
AOI4S60	TO-251A	Single	N	No	No	600	30	4	56.8	900				4.1	263	21	0.75	6 [†]	1.8	177	1500
AOI7S65	TO-251A	Single	N	No	No	650	30	7	89	650				4	434	30	17.5	9.2 [†]	2.7	224	2800

1. Not recommended for new designs. Please contact your local sales office for a replacement part, if any.
2. On-resistance Static Source-Source, otherwise Static Drain-Source.

* R_{DS(ON)} measured at V_{GS} other than 10V, 4.5V or 1.8V.
† Q_g measured with V_{GS} = 10V. In all other cases V_{GS} = 4.5V.

αMOS1 High Voltage MOSFETs⁽¹⁾ (Continued)

Part Number	Package	Configuration	Polarity	ESD Diode	Schottky Diode	V _{DS} (V)	V _{GS} (±V)	I _D (A)				P _D (W)	R _{DS(ON)} (mΩ max) at V _{GS} =				V _{GS(th)} (max V)	C _{iss} (pF)	C _{oss} (pF)	C _{rss} (pF)	Q _g (nC)	Q _{gd} (nC)	T _{rr} (ns)	Q _{rr} (nC)
								25°C	25°C	10V	4.5V		2.5V	1.8V	10V	4.5V								
TO-252																								
AOD11S60	TO-252	Single	N	No	No	600	30	11	208	399					4.1	545	37.3	1.42	11 [†]	3.8	250	3300		
AOD4S60	TO-252	Single	N	No	No	600	30	4	56.8	900				4.1	263	21	0.75	6 [†]	1.8	177	1500			
AOD7S60	TO-252	Single	N	No	No	600	30	7	83	600				3.9	372	28	1.2	8.2 [†]	2.8	198	2400			
AOD7S65	TO-252	Single	N	No	No	650	30	7	89	650				4	434	30	17.5	9.2 [†]	2.7	224	2800			
TO-262																								
AOW29S50	TO-262	Single	N	No	No	500	30	29	357	150				3.9	1312	88	2.5	26.6 [†]	9.2	387	7300			
AOW11S60	TO-262	Single	N	No	No	600	30	11	178	399				4.1	545	37.3	1.42	11 [†]	3.8	250	3300			
AOW15S60	TO-262	Single	N	No	No	600	30	15	208	290				3.8	717	58	1.3	15.6 [†]	6	282	4500			
AOW20S60	TO-262	Single	N	No	No	600	30	20	266	199				4.1	1038	68	2.1	19.8 [†]	7.6	350	5700			
AOW4S60	TO-262	Single	N	No	No	600	30	4	83	900				4.1	263	21	0.75	6 [†]	1.8	177	1500			
AOW7S60	TO-262	Single	N	No	No	600	30	7	104	600				3.9	372	28	1.2	8.2 [†]	2.8	198	2400			
AOW11S65	TO-262	Single	N	No	No	650	30	11	198	399				4	646	42	1.1	13.2 [†]	4.3	278	4200			
AOW15S65	TO-262	Single	N	No	No	650	30	15	208	290				4	841	58	1.1	17.2 [†]	5.6	320	5500			
AOW25S65	TO-262	Single	N	No	No	650	30	25	357	190				4	1278	87	1.4	26.4 [†]	9.5	408	8270			
AOW7S65	TO-262	Single	N	No	No	650	30	7	104	650				4	434	30	1	9.2 [†]	2.7	224	2800			
TO-262F																								
AOWF11S60	TO-262F	Single	N	No	No	600	30	11	28	399				4.1	545	37.3	1.42	11 [†]	3.8	250	3300			
AOWF15S60	TO-262F	Single	N	No	No	600	30	15	27.8	290				3.8	717	58	1.3	15.6 [†]	6	282	4500			
AOWF20S60	TO-262F	Single	N	No	No	600	30	20	28	199				4.1	1038	68	2.1	19.8 [†]	7.6	350	5700			
AOWF4S60	TO-262F	Single	N	No	No	600	30	4	83	900				4.1	263	21	0.75	6 [†]	1.8	177	1500			
AOWF7S60	TO-262F	Single	N	No	No	600	30	7	25	600				3.9	372	28	1.2	8.2 [†]	2.8	198	2400			
AOWF11S65	TO-262F	Single	N	No	No	650	30	11	28	399				4	646	42	1.1	13.2 [†]	4.3	278	4200			
AOWF15S65	TO-262F	Single	N	No	No	650	30	15	28	290				4	841	58	1.1	17.2 [†]	5.3	320	5500			
AOWF25S65	TO-262F	Single	N	No	No	650	30	25	28	190				4	1278	87	1.4	26.4 [†]	9.5	408	8270			
AOWF7S65	TO-262F	Single	N	No	No	650	30	7	25	650				4	434	30	1	9.2 [†]	2.7	224	2800			
TO-263																								
AOB27S60L	TO-263	Single	N	No	No	600	30	27	357	160				4	1294	80	2.3	26 [†]	8.8	440	7500			
AOB42S60L	TO-263	Single	N	No	No	600	30	37	417	109				3.8	2154	135	2.7	40 [†]	11.9	473	10500			
AOB4S60	TO-263	Single	N	No	No	600	30	4	83	900				4.1	263	21	0.75	6 [†]	1.8	177	1500			
AOB7S60	TO-263	Single	N	No	No	600	30	7	104	600				3.9	372	28	1.2	8.2 [†]	2.8	198	2400			
AOB11S65	TO-263	Single	N	No	No	650	30	11	198	399				4	646	42	1.1	13.2 [†]	4.3	278	4200			
AOB15S65	TO-263	Single	N	No	No	650	30	15	208	290				4	841	58	1.1	17.2 [†]	5.3	320	5500			
AOB25S65	TO-263	Single	N	No	No	650	30	25	357	190				4	1278	87	1.4	26.4 [†]	9.5	408	8270			
AOB7S65	TO-263	Single	N	No	No	650	30	7	104	650				4	434	30	17.5	9.2 [†]	2.7	224	2800			

Insulated-Gate Bipolar Transistors (IGBTs) – Single

Part Number	Package	Configuration	V _{CE} (max) (V)	I _C (max) (A)	V _{CE(sat)} (typ) (V)	E _{ON} (typ) (mJ)	E _{OFF} (typ) (mJ)	Q _g (typ) (nC)	V _F (typ) (V)	Q _{rr} (typ) (μC)	I _{rm} (typ) (A)
TO-247											
AOKS30B60D1	TO-247	IGBT	600	60	30	2	1.1	0.24	34		
AOKS40B60D1	TO-247	IGBT	600	80	40	1.85	1.55	0.3	45		

1. Not recommended for new designs. Please contact your local sales office for a replacement part, if any.
 2. On-resistance Static Source-Source, otherwise Static Drain-Source.

* R_{DS(ON)} measured at V_{GS} other than 10V, 4.5V or 1.8V.
 † Q_g measured with V_{GS} = 10V. In all other cases V_{GS} = 4.5V.

Insulated-Gate Bipolar Transistors (IGBTs) – Co-Pack

Part Number	Package	Configuration	V _{CE} (max) (V)	I _C (max) (A)	V _{CE(sat)} (typ) (V)	E _{ON} (typ) (mJ)	E _{OFF} (typ) (mJ)	Qg (typ) (nC)	V _F (typ) (V)	Qrr (typ) (μC)	I _{rm} (typ) (A)	
TO-220												
AOT10B60D	TO-220	IGBT with Anti-Parallel Diode	600	20	10	1.53	0.26	0.07	17.4	1.52	0.25	5
AOT15B60D	TO-220	IGBT with Anti-Parallel Diode	600	30	15	1.6	0.42	0.11	25.4	1.43	0.48	5.8
AOT5B60D	TO-220	IGBT with Anti-Parallel Diode	600	10	5	1.55	0.14	0.04	9.4	1.46	0.23	4.4
TO-220F												
AOTF5B60D	TO-220F	IGBT with Anti-Parallel Diode	600	10	5	1.55	0.14	0.04	9.4	1.46	0.23	4.4
AOTF10B60D	TO-220F	IGBT with Anti-Parallel Diode	600	20	10	1.53	0.26	0.07	17.4	1.52	0.25	5
AOTF15B60D	TO-220F	IGBT with Anti-Parallel Diode	600	30	15	1.6	0.42	0.11	25.4	1.43	0.48	5.8
TO-247												
AOK20B135D1	TO-247	IGBT with Anti-Parallel Diode	1350	40	20	1.57	—	1.05	66	1.46	—	—
AOK20B120D1	TO-247	IGBT with Anti-Parallel Diode	1200	40	20	1.54	—	0.94	67.5	1.33	—	—
AOK10B60D	TO-247	IGBT with Anti-Parallel Diode	600	20	10	1.53	0.32	0.07	17.4	1.52	0.25	5
AOK15B60D	TO-247	IGBT with Anti-Parallel Diode	600	30	15	1.6	0.51	0.11	25.4	1.43	0.48	5.8
AOK20B60D1	TO-247	IGBT with Anti-Parallel Diode	600	40	20	1.85	0.76	0.18	24.6	1.35	0.43	6.5
AOK30B60D	TO-247	IGBT with Anti-Parallel Diode	600	60	30	1.6	1.18	0.2	47	1.34	0.8	9.5
AOK40B60D	TO-247	IGBT with Anti-Parallel Diode	600	80	40	1.6	1.72	0.3	63.5	1.36	0.86	10
AOK50B60D1	TO-247	IGBT with Anti-Parallel Diode	600	100	50	1.85	2.37	0.5	64	1.4	0.77	9
AOK60B60D1	TO-247	IGBT with Anti-Parallel Diode	600	120	60	1.85	3.1	0.73	75	1.34	0.84	10
AOK75B60D1	TO-247	IGBT with Anti-Parallel Diode	600	150	75	1.72	3.7	1.3	118	1.44	0.9	10
AOK20B120E1	TO-247	IGBT with Anti-Parallel Diode	1200	40	20	1.68	—	0.83	60.5	1.6	—	—
AOK20B135E1	TO-247	IGBT with Anti-Parallel Diode	1350	40	20	1.8	—	0.8	58	1.6	—	—
AOK30B120D2	TO-247	IGBT with Anti-Parallel Diode	1200	60	30	1.77	—	1.28	67	1.5	—	—
TO-252												
AOD5B60D	TO-252	IGBT with Anti-Parallel Diode	600	10	5	1.6	0.14	0.04	9.4	1.46	0.23	4.4
TO-263												
AOB10B60D	TO-263	IGBT with Anti-Parallel Diode	600	20	10	1.6	0.26	0.07	17.4	1.52	0.25	5
AOB15B60D	TO-263	IGBT with Anti-Parallel Diode	600	30	15	1.6	0.42	0.11	25.4	1.43	0.48	5.8
AOB5B60D	TO-263	IGBT with Anti-Parallel Diode	600	10	5	1.55	0.18	0.09	9.4	1.46	0.23	4.4

Intelligent Power Modules (IPMs)

Part Number	Package	Description	Input Logic	Rated Voltage (V)	R _{DS(ON)} (Ω)	Related Current (A)	Emitter Configuration	Pin Length
IPM-5								
AIM5C05B060N1	IPM-5	3-Phase IGBT IPM	Active High	600	—	5	Common	Normal
AIM5D05B060N1	IPM-5	3-Phase IGBT IPM	Active High	600	—	5	Separated	Normal
AIM5D05L060Q4	IPM-5	3-Phase ESD IGBT IPM, Low EMI	Active High	600	—	5	Separated	Normal
AIM5D05L060Q4S	IPM-5A	3-Phase ESD IGBT IPM, Low EMI	Active High	600	—	5	Separated	Short
AIM5D10B060M1	IPM-5	3-Phase IGBT IPM	Active High	600	—	10	Separated	Normal

1. Not recommended for new designs. Please contact your local sales office for a replacement part, if any.
2. On-resistance Static Source-Source, otherwise Static Drain-Source.

* R_{DS(ON)} measured at V_{GS} other than 10V, 4.5V or 1.8V.
† Qg measured with V_{GS} = 10V. In all other cases V_{GS} = 4.5V.

